

# THE ELECTORAL INTEGRITY PROJECT

WHY ELECTIONS FAIL AND WHAT WE CAN DO ABOUT IT



## THE YEAR IN ELECTIONS, 2013

THE WORLD'S FLAWED AND FAILED CONTESTS

Pippa Norris, Richard W. Frank, and Ferran Martínez i Coma

February 2014

**The Electoral Integrity Project**

Department of Government and International Relations  
Merewether Building, HO4  
University of Sydney, NSW 2006

Phone: +61(2) 9351 6041  
Email: [electoralintegrity@sydney.edu.au](mailto:electoralintegrity@sydney.edu.au)  
Web: <http://www.electoralintegrityproject.com>

Copyright © Pippa Norris, Ferran Martínez i Coma, and Richard W. Frank 2014. All rights reserved.

*Photo credits*

Cover photo: 'Ballot for national election.' by Daniel Littlewood,  
<http://www.flickr.com/photos/daniellittlewood/413339945>. Licence at <http://creativecommons.org/licenses/by/2.0>.  
Page 6 and 18: 'Ballot sections are separated for counting.' by Brittany Danisch,  
<http://www.flickr.com/photos/bdanisch/6084970163/>. Licence at <http://creativecommons.org/licenses/by/2.0>.  
Page 8: 'Women in Pakistan wait to vote' by DFID - UK Department for International Development,  
<http://www.flickr.com/photos/dfid/8735821208/>. Licence at <http://creativecommons.org/licenses/by/2.0>.  
Page 14: 'Buena participación' by Gabriel Flores Romero, <http://www.flickr.com/photos/gabofr/7482482958/in/set-72157630320052078>. Licence at <http://creativecommons.org/licenses/by/2.0>.

Printed and bound in Sydney, Australia.

ISBN-10: 0646918222  
ISBN-13: 978-0-646-91822-8

## Contents

1. Executive summary	5
2. Introduction	6
3. The design of the survey	7
The concept of electoral integrity	7
Measuring electoral integrity	7
The Electoral Integrity Project	7
Election coverage	7
Experts	7
Time-period	8
Confidence intervals	8
Download the PEI_2 datase	8
4. Summary of results	9
Figure 1: The Perceptions of Electoral Integrity index (PEI)	9
High integrity contests	10
Figure 2: PEI, democracy and development	10
Moderate integrity elections	11
Low integrity elections	11
World regions	11
Figure 3: PEI by world region	12
Figure 4: The world map of electoral integrity	12
Major problems during the electoral cycle	12
Figure 5: The PEI electoral cycle	13
Figure 6: Performance of each stage during the electoral cycle	13
Looking Ahead	14
Table 1: Summary results by election	15
Table 2: Summary of results by global region	18
Table 3: Summary of indicators by types of regimes	18
5. Results by election	19
Albania	20
Angola	21
Argentina	22
Armenia	23
Australia	24
Austria	25
Azerbaijan	26

Barbados	27
Belarus	28
Bhutan	29
Bulgaria	30
Burkina Faso	31
Cambodia	32
Cameroon	33
Chile	34
Congo, Republic of	35
Cuba	36
Cyprus	37
Czech Republic	38
Czech Republic	39
Czech Republic	40
Djibouti	41
Ecuador	42
Equatorial Guinea	43
Georgia	44
Georgia	45
Germany	46
Ghana	47
Grenada	48
Guinea	49
Honduras	50
Iceland	51
Iran	52
Israel	53
Italy	54
Japan	55
Japan	56
Jordan	57
Kenya	58
Korea, Republic of	59
Kuwait	60
Kuwait	61
Lithuania	62

Madagascar	63
Malaysia	64
Maldives	65
Mali	66
Malta	67
Mauritania	68
Mexico	69
Micronesia, Federated States	70
Mongolia	71
Montenegro	72
Montenegro	73
Nepal	74
Netherlands	75
Norway	76
Pakistan	77
Paraguay	78
Philippines	79
Romania	80
Rwanda	81
Sierra Leone	82
Slovenia	83
Swaziland	84
Tajikistan	85
Togo	86
Turkmenistan	87
Ukraine	88
United States	89
Venezuela	90
Venezuela	91
Zimbabwe	92
6. Elections to watch in 2014	93
7. Technical Appendix: Performance indicators, methods and data	97
8. Further reading from EIP	100

# 1. Executive summary

Pippa Norris, Richard W. Frank and Ferran Martínez i Coma

In many countries, polling day ends with disputes about ballot-box fraud, corruption, and flawed registers. Which claims are legitimate? And which are false complaints from sore losers?

This report by the Electoral Integrity Project aims to evaluate the quality of elections held around the world.

Based on a survey collecting the views of election experts, the research aims to provide independent and reliable evidence to compare whether countries meet international standards of electoral integrity.

The survey presented in this report covers 73 national parliamentary and presidential contests held worldwide in 66 countries from 1 July 2012 to 31 December 2013. It collected assessments from 855 election experts, with a mean response rate of 30%.

The study collects 49 indicators to compare elections and countries around the globe. These indicators are clustered to evaluate eleven stages in the electoral cycle as well as generating an overall summary Perception of Electoral Integrity (PEI) 100-point index and comparative ranking.

The results highlight several major new findings.

- Popular commentary and scholarly research often focuses on issues arising on polling day, including voting fraud, ballot stuffing, and inaccurate counts. **Yet the problems raising the greatest concern among experts were lack of a level playing field in political finance and campaign media.**
- Overall, not surprisingly, the results confirm that **electoral integrity is strengthened by democracy and development.** Long experience over successive contests in countries such as Norway, Germany and the Netherlands consolidates democratic practices, reinforces civic cultures, and builds the capacity of electoral management bodies.
- Nevertheless **several third wave democracies and emerging economies performed well in electoral integrity**, despite having less experience of competitive elections, including countries such as the Republic of Korea, the Czech Republic, Slovenia, Lithuania, Rwanda, Chile, Argentina, and Mongolia.
- Experts were also critical about electoral flaws in certain long-established democracies, such as Italy and Japan. Most strikingly, **the United States ranks 26<sup>th</sup> out of 73 elections worldwide, the lowest score among Western nations.** Experts highlighted concern over processes of redistricting, voter registration, and campaign finance in American elections.
- Worldwide, **electoral integrity is at risk in South East Asia.** Hence Malaysia ranked 66<sup>th</sup> out of 73 elections, due to problems with its district boundaries and electoral laws. Cambodia ranked 69<sup>th</sup> due to concern about voter registration, the compilation of results and the independence of electoral authorities. Recent electoral protests and instability in Thailand, Cambodia, and Malaysia vividly illustrate these challenges. **Eurasian elections also raise serious concern**, such as those in Belarus, Tajikistan, Turkmenistan and Azerbaijan. Finally, **several African states also risk failed elections**, including Equatorial Guinea, Togo, Djibouti, the Republic of Congo, Angola, and Zimbabwe.

*“The spread of elections worldwide during recent decades has been accompanied by widespread concern about their quality” Professor Pippa Norris commented, “Too often elections are deeply flawed, or even failing to meet international standards.*

*This report presents new evidence to diagnose where contests fail to meet international standards- such as in Belarus, Djibouti, Cambodia, and Zimbabwe – and also to celebrate where they succeed, in countries such as Norway, the Czech Republic, Slovenia, and South Korea.”*

Subsequent annual reports will cover national elections every year, to broaden the comparison worldwide. More research publications from the EIP project are listed under ‘Further readings’.

## 2. Introduction

The ‘electoral revolution’ has transformed the political landscape. At the end of World War II, around fifty independent nation-states had a popularly-elected legislature.<sup>1</sup> Today, by contrast, direct elections have been almost universally adopted worldwide, with the exception of a handful of states.

As numerous observers have highlighted, however, the quality of contemporary elections commonly fails to meet international standards. The gravest problems are evident in ‘electoral autocracies’, with the façade of party competition but with major violations of human rights. Yet flaws also occur in more democratic regimes.<sup>2</sup>

Problems may arise at every stage of the electoral cycle, including during the pre-election period, the campaign, polling day and its aftermath. Failures erode public trust and confidence in elected authorities, discourage voter turnout, and undermine regime stability.<sup>3</sup> Elections are essential for liberal democracy, but poor quality contests can corrode legitimacy.


How do we know when elections are flawed – or even fail? Electoral observer missions by international and regional organizations provide in-depth assessments of many contests – but it remains difficult to compare reports consistently across countries worldwide.

The picture is also muddled by the proliferation of election monitoring groups, producing divergent assessments.<sup>4</sup> After observing the Azerbaijan Presidential elections on 9 October 2013, for example, the OSCE/OFIHR mission reported numerous flaws, including ballot-box stuffing, lack of transparency in the vote count, and candidate and voter intimidation.<sup>5</sup> By contrast, observers from the Parliamentary Assembly of the Council of Europe (PACE) concluded that there was “a free, fair and transparent electoral process.”<sup>6</sup>

Given claims and counter-claims, it is important to establish more reliable evidence. The new Perceptions of Electoral Integrity (PEI) expert survey, launched on 1 July 2012, aims to provide a comprehensive, systematic and consistent way to monitor and compare the quality of elections worldwide. The study draws on evaluations of electoral integrity provided by a range of independent elections experts.

This report explains the methods, compares elections worldwide, then describes the results for each election.



 by [bdanisch](#)



## 3. The design of the survey

### The concept of electoral integrity

The concept of '*electoral integrity*' refers to international standards and global norms governing the appropriate conduct of elections.<sup>7</sup>

These standards have been endorsed in a series of authoritative conventions, treaties, protocols, and guidelines by agencies of the international community, notably by the decisions of the UN General Assembly, by regional bodies such as the Organization for Security and Cooperation in Europe (OSCE), the Organization of American States (OAS), and the African Union (AU), and by member states in the United Nations.<sup>8</sup> Following endorsement, these standards apply universally to all countries.

### Measuring electoral integrity

To operationalize this notion, the survey asks experts to evaluate elections using 49 indicators, grouped into eleven categories reflecting the whole electoral cycle. Using a comprehensive instrument, listed on page 98, experts assess whether each national parliamentary and presidential contests meets international standards during the pre-election period, the campaign, polling day and its aftermath.

The overall PEI index is constructed by summing the 49 separate indicators for each election and for each country. The PEI Index is standardized to 100-points. Scores are ranked and sub-divided by thirds into contests with high, moderate, and low level of electoral integrity.

Similar 100-point standardized indices are constructed for each of the eleven components of the electoral cycle.

The technical appendix provides more details about the research design, performance indicators, sampling methods, and data reliability tests for the study.

### The Electoral Integrity Project

The Electoral Integrity Project (EIP) is an independent non-profit scholarly research project based at Harvard University's Kennedy School of Government and the University of Sydney's Department of Government and International Relations, funded by the Australian Research Council and other research bodies. The project is directed by Professor Pippa Norris and managed by Dr Richard W. Frank. The PEI program manager is Dr Ferran Martínez i Coma.

EIP is governed by an Advisory Board of distinguished scholars and practitioners. The Electoral Integrity Project is an independent academic body and the evaluations presented in the report are the assessments of the project alone. Nevertheless in its work, through a series of international workshops and conferences, the project collaborates closely with many professional associations and international agencies, including the Australian Political Studies Association, the American Political Science Association, the Carter Center, Democracy International, Global Integrity, the International Foundation for Electoral Systems (IFES), International IDEA, the International Political Science Association (IPSA), the Sunlight Foundation, the Organization of American States, the OSCE/ODIHR, the United Nations Development Programme (UNDP), and the World Values Survey. All details are available on the project website [www.electoralintegrityproject.org](http://www.electoralintegrityproject.org)

### Election coverage

This report presents the first results of the expert evaluations for all national parliamentary and presidential elections held in independent nation-states (with a population of more than 100,000) over an eighteen month period from 1 July 2012 to 31 December 2013. In cases of simultaneous legislative and executive elections, the survey monitored the latter. In countries using second ballot (run-off) majoritarian electoral systems, the survey assessed the final contest.

### Experts

Around forty domestic and international experts were consulted about each election, with requests to participate sent to a total of 2,901 experts, producing an overall mean response rate of 30%. The survey results in this report are drawn from the views of 855 election experts. The data has been tested and found to demonstrate high levels of internal reliability (consistency among experts), external reliability (when compared



with equivalent independent indicators), and legitimacy (when expert judgments are compared with public assessments).<sup>9</sup>

### Time-period

The pilot study (PEI\_1), released in May 2013, covered 20 elections held from 1 July 2012 to 31 December 2012.

This second release of the dataset (PEI\_2) includes all these earlier cases and expands the comparison by adding all national elections held from 1 January to 31 December 2013.<sup>10</sup> In total, this report covers 73 elections held in 66 countries.

Subsequent annual reports will cover national elections held each year, to broaden the comparison worldwide.

### Confidence intervals

When interpreting the results, it should be noted that modest differences in the PEI index are unlikely to be statistically significant at reasonable confidence intervals. It is more useful to focus on the range of indicators across the cycle and more substantial differences among elections or among countries. Confidence intervals were constructed for the summary PEI index based on the number of experts who responded for each election and country. These are documented in the report's technical appendix.

### Download the PEI\_2 dataset

All data is available for download at: <http://thedata.harvard.edu/dvn/dv/PEI>. Data can be examined at the level of each country, each election, or individual experts. Analysis can be conducted for the summary PEI index, the eleven components, or the 49 individual indicators. Those preferring alternative conceptualizations of the quality of elections have opportunities to reaggregate the indicators and thereby create alternative measures.

The Dataverse files allow users to generate analysis using the online data, to download files in Stata, SPSS and tab-delimited formats, and to find further technical details about the research design, code-book and questionnaire.

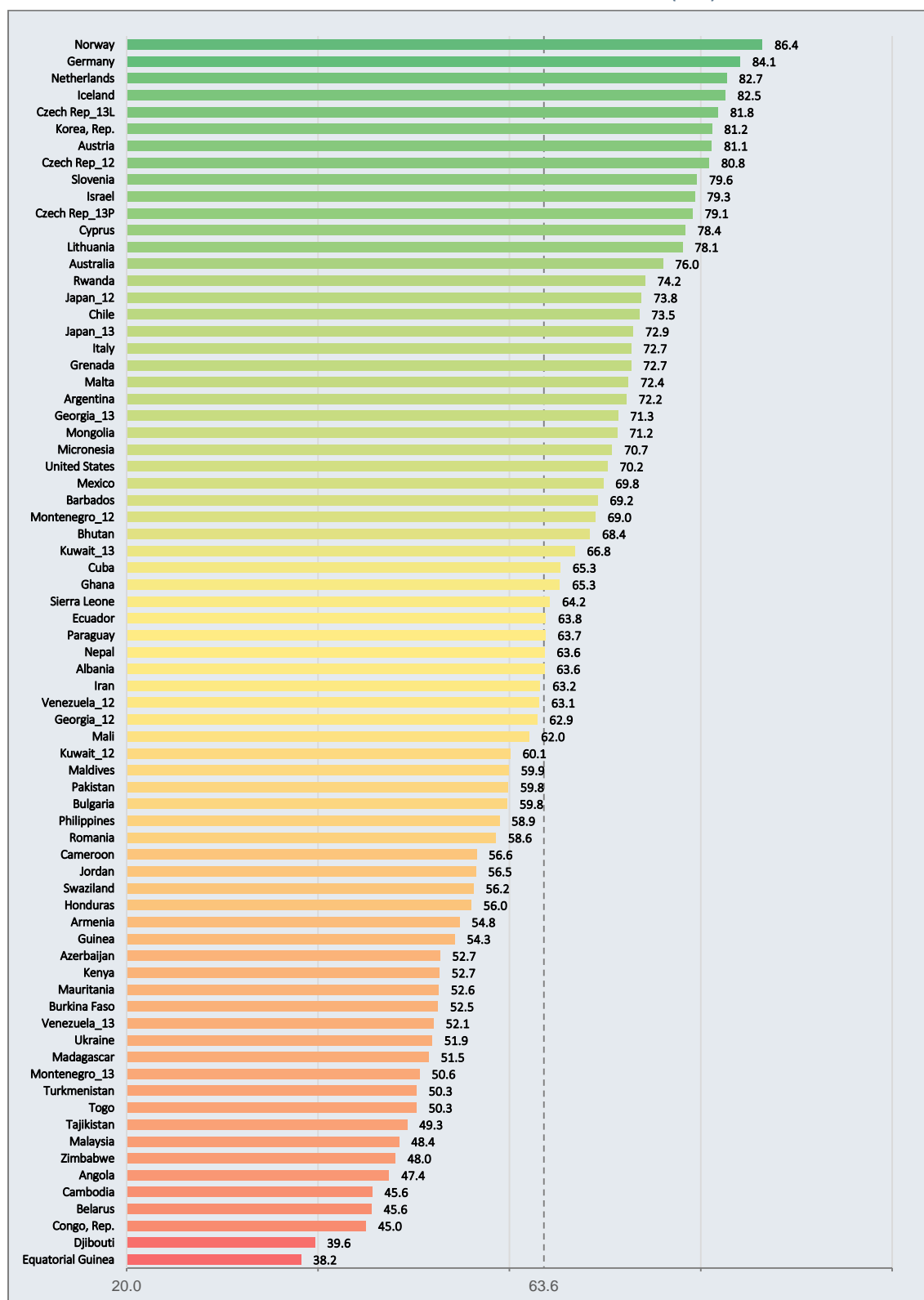
We welcome receiving comments and suggestions as feedback to improve the annual report and the PEI datasets.



 by DFID - UK Department for International Development

## 4. Summary of results

FIGURE 1: THE PERCEPTIONS OF ELECTORAL INTEGRITY INDEX (PEI)



Source: Electoral Integrity Project. 2014. *The expert survey of Perceptions of Electoral Integrity, Release 2 (PEI\_2)*

HIGH INTEGRITY CONTESTS

Experts ranked many Northern European democracies highly in integrity, including Norway (ranked 1<sup>st</sup>), Germany, the Netherlands, Iceland, and Austria.

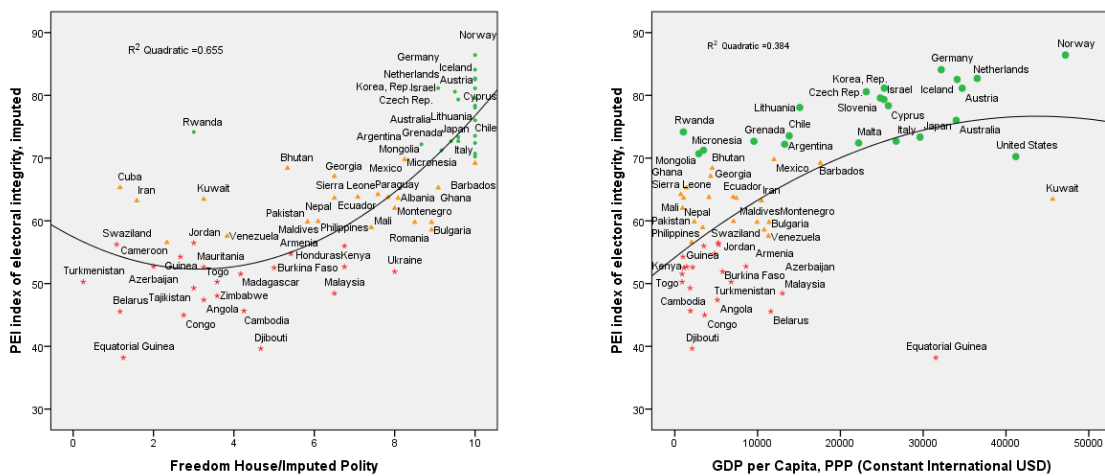
What explains these ratings? To check the systematic evidence, Figure 2 confirms that, as expected, the quality of elections (measured by PEI) is indeed significantly correlated with *contemporary levels of liberal democracy*, as gauged by combining Freedom House and Polity V indicators of democratization matched to the year of the contest.<sup>11</sup> Since elections are at the heart of the concept and measurement of liberal democracy, this finding is hardly surprising.

In addition, a country's historical reservoir of *democratic capital* (built from the length of time it has been democratic from 1930 to 2000) usually proves a strong predictor of contemporary levels of electoral integrity.<sup>12</sup> Actors can learn from elections as a repeated game. Experience of parties rotating in power over a long series of contests can serve to consolidate acceptance of the legitimacy of the rules of the game and trust in the political system, especially for elections losers, generating more stable outcomes.<sup>13</sup> Moreover experience of organizing successive contests can deepen the know-how, capacity, and professional skills of electoral management bodies.

The top ranking elections are all held in affluent post-industrial societies, with a long succession of democratic contests experienced over many decades or even centuries, as well as having stable states and effective public sector governance. These countries usually scored exceptionally well in PEI for electoral procedures, characterized by effective and efficient voter registration and vote tabulation processes. All these regimes have power-sharing institutions and coalition governments, providing multiple checks and balances on the executive branch. Contests in these countries have inclusive parliaments and a fairly level playing field for party competition, based on either Proportional Representation or Mixed Member Proportional electoral systems.

Overall, again not surprisingly, *levels of economic development* also usually help to predict which countries do well and poorly in electoral integrity. Affluent societies have the resources to invest in human and technological capacity which facilitates managing complex processes effectively and efficiently, including running elections. In addition, it has been widely observed that democratic institutions and cultures are rooted most strongly in post-industrial societies, characterized by well-educated and highly literate populations, rich networks of civic associations linking citizens and the state, stable states, and effective public sector bureaucracies, a proposition also known as the 'Lipset' hypothesis.<sup>14</sup>

FIGURE 2: PEI, DEMOCRACY AND DEVELOPMENT



Source: Electoral Integrity Project. 2014. *The expert survey of Perceptions of Electoral Integrity, Release 2 (PEI\_2); Quality of Government Cross-National Dataset*, downloaded December 2013 <http://www.qog.pol.gu.se/data>

Yet one of the most striking findings which can be observed from the results is that electoral integrity is not simply determined by either levels of democratization or development. Instead, *several less democratic states and middle-income economies also scored highly in the quality of their contests today*, according to the expert PEI judgments, although these countries only established multiparty systems and competitive democratic elections during the late-1980s and early-1990s. This includes expert assessments of contests in the Czech Republic (with a series of well-ranked elections), Slovenia, Lithuania, and Chile. The Republic of Korea was also scored highly by experts, as was Rwanda.

At the same time, elections in certain mature democracies received less positive ratings from experts. This includes contests in Italy and Japan, following experience of major political corruption scandals and the fragmentation of predominant one-party systems during the 1990s.<sup>15</sup> Italy and Japan have both reformed their electoral systems in attempts to address these issues, but experts continued to detect problems in contemporary contests, generating continued debate about the need for further legal amendments.

### MODERATE INTEGRITY ELECTIONS

It is also striking that despite centuries of elections, in the 2012 presidential contests, the United States was ranked only 26<sup>th</sup> worldwide by experts in the overall comparison of electoral integrity. This rating was similar to countries such as Mexico, Mongolia, and Georgia.

Further analysis of the data showed that experts reduced the overall score for the United States due to concern about the quality of their electoral laws, voter registration, the process of drawing district boundaries, as well as regulation of campaign finance. Voter registration, in particular, has become increasingly polarized and litigious in the United States ever since the 2000 'Florida' debacle, generating growing controversy in state-houses and the courts and a blue-ribbon Presidential Commission.<sup>16</sup> The PEI evaluations suggest that the role of money in American politics, and the redistricting process, both deserve more detailed scrutiny.

The 'moderate' category also included many other diverse societies and types of regimes, including states such as Ghana, Bhutan, Montenegro, Nepal, Pakistan, and the Phillipines. The more detailed diagnosis available in Table 1 allows weaknesses and strengths to be identified in the electoral cycle within each country.

### LOW INTEGRITY ELECTIONS

By contrast, low integrity elections ranked at the bottom third of the PEI index are drawn from diverse global regions and types of regimes. This includes several countries in Sub-Saharan Africa with deep-rooted conflict and with weak state capacity, notably Zimbabwe, Angola, the Republic of Congo, Equatorial Guinea, Burkina Faso, Djibouti, and Mauritania. Other regimes scoring poorly by the PEI index include several one-party autocracies in post-Soviet Eurasia, including Tajikistan, Turkmenistan, Azerbaijan, and Belarus in Central Eurasia. In general, low-income developing societies, lacking the resources for public sector management, usually face significant challenges in organizing elections. Again, however, this was far from a fixed pattern, since low and middle-income Rwanda, Mongolia, and Lithuania, for example, all scored relatively well.

### WORLD REGIONS

Long-established Western democracies and affluent societies usually displayed the best performance overall, as observed earlier, while integrity was also usually fairly high in East Asia, the Caribbean, and the Pacific.

By contrast, Figures 3 and 4 show that world regions where the quality of elections was judged far more negatively by experts include poorer developing societies in South-East Asia and Sub-Saharan Africa. South East Asia contains countries with some of the worst rankings worldwide include Malaysia (due to problems with its district boundaries and electoral laws) and Cambodia (due to concerns about voter registration, the compilation of results and the independence of electoral authorities). In Sub-Saharan Africa, problems were identified by experts in the Republic of Congo, Djibouti, and Equatorial Guinea, all with poor scores across many indicators. International agencies seeking to strengthen democratic elections should prioritize capacity building in these countries. Although Middle Eastern states have commonly lagged in democracy, nevertheless elections held in the region during this period were moderately well evaluated by experts.

FIGURE 3: PEI BY WORLD REGION

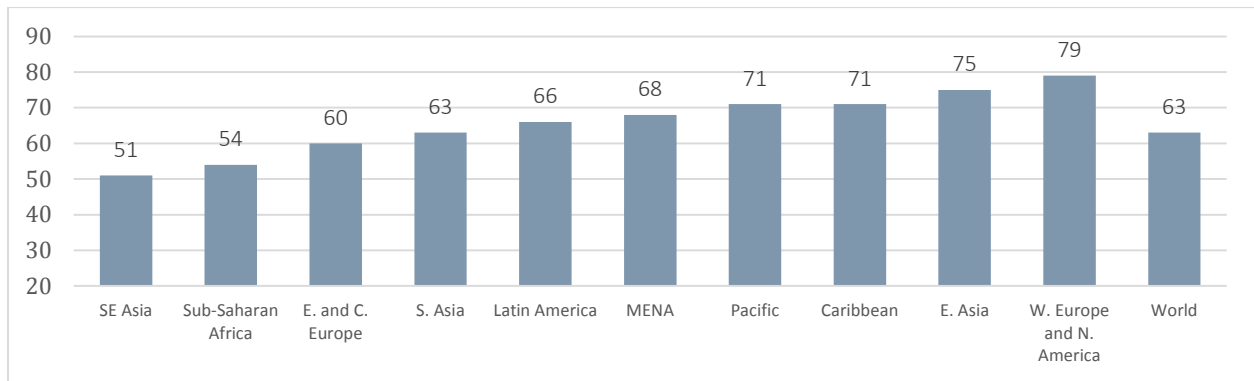
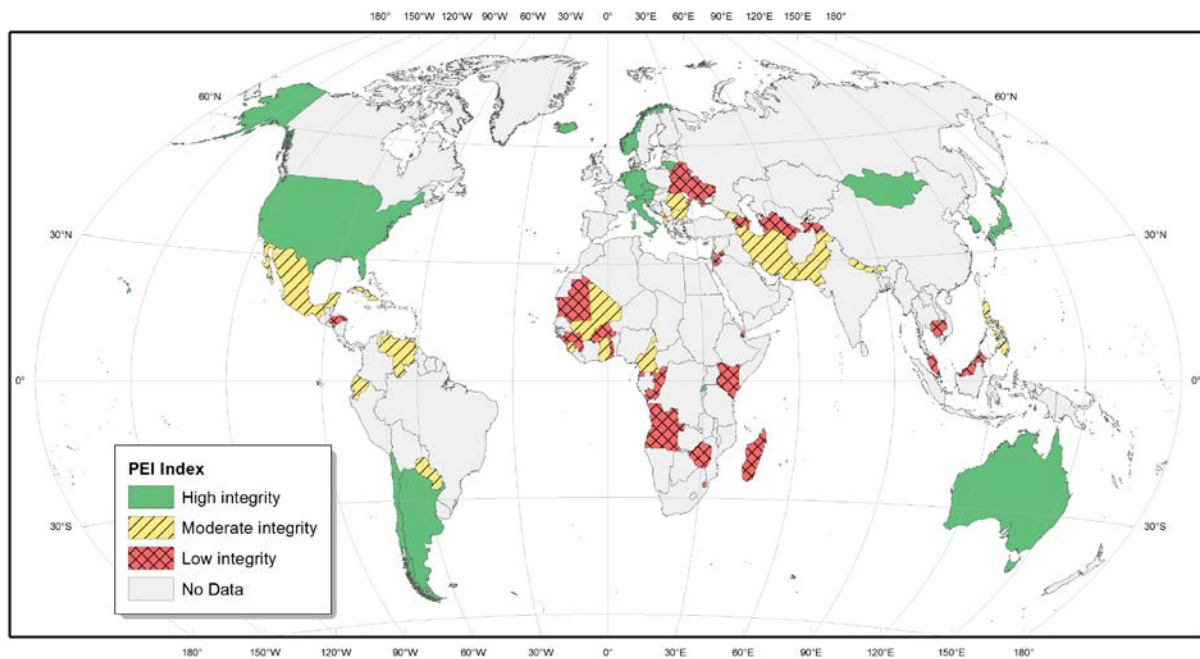


FIGURE 4: THE WORLD MAP OF ELECTORAL INTEGRITY



Source: Electoral Integrity Project. 2014. *The expert survey of Perceptions of Electoral Integrity, Release 2 (PEI\_2)*<sup>17</sup>

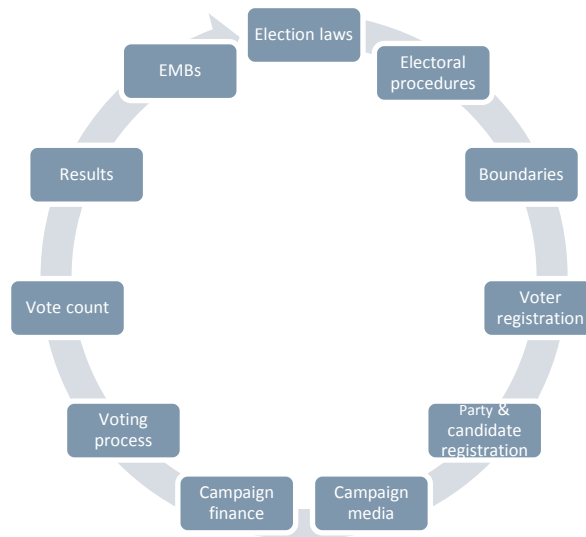
### MAJOR PROBLEMS DURING THE ELECTORAL CYCLE

The overall assessments are useful for a broad global and regional comparisons but average scores on the PEI Index can serve to disguise specific problems occurring within each election. For a deeper dive into the data, the project monitors flaws in the electoral process occurring throughout the electoral cycle, conceived as the series of sequential steps illustrated in Figure 5.

The international community has adopted the electoral cycle approach by recognizing that observing only the balloting, vote count and results is too limited unless there is a longer-term assessment of each contest. Accordingly PEI constructed multi-item indicators to monitor each dimension.

Much attention focuses on ballot-stuffing, ballot-box fraud, and irregularities in the vote count. But in fact problems may arise at any step in the process, such as from the fairness of electoral laws, malapportionment of district boundaries, disparities in access to campaign funds and media coverage, the exclusion of candidates or parties from the ballot, and so on. Which stage is most problematic?

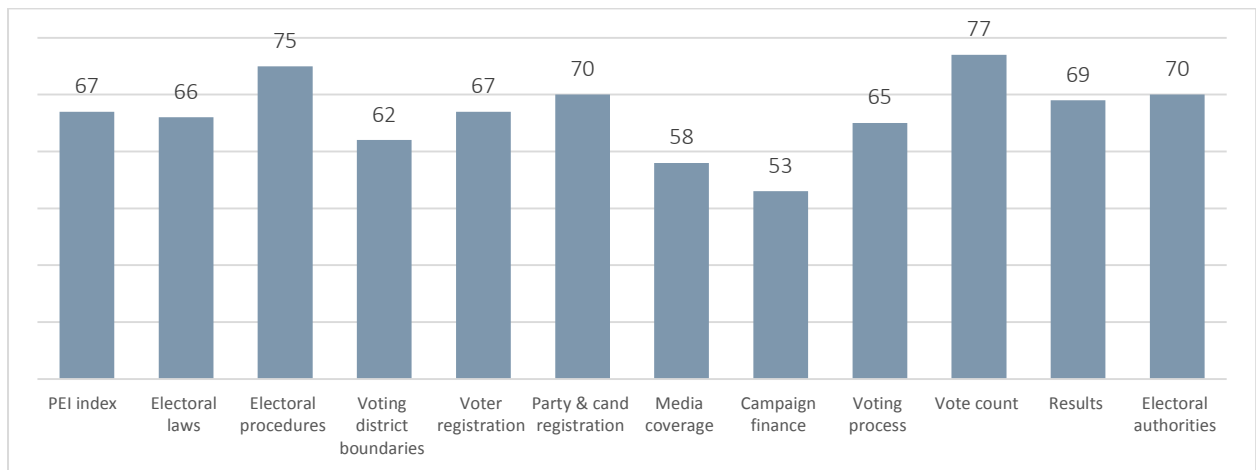
FIGURE 5: THE PEI ELECTORAL CYCLE



Source: Electoral Integrity Project. 2014. *The expert survey of Perceptions of Electoral Integrity, Release 2 (PEI\_2)*

Although much commentary focuses on problems occurring on polling day in the voting process and ballot count, in fact the evidence presented in Figure 6 shows that *campaign finance and campaign media coverage are the most problematic stages*. Money in politics was a common concern in many developing countries, such as Burkina Faso and the Republic of Congo, as well as in many affluent societies, such as the United States and Italy (see Table 1). The regulation of money in politics deserves greater attention by domestic actors and the international community when seeking to reduce corruption, the abuse of state resources, and vote-buying, to strengthen public confidence in elections, and to ensure a level playing field for all parties and candidates.<sup>18</sup>

FIGURE 6: PERFORMANCE OF EACH STAGE DURING THE ELECTORAL CYCLE



Source: Electoral Integrity Project. 2014. *The expert survey of Perceptions of Electoral Integrity, Release 2 (PEI\_2)*

Contrary to much attention by journalists and scholars, the end-stages of the electoral cycle, involving the process of vote tabulation, electoral procedures, and the announcement of the final results, were assessed by experts as the *least* problematic stage.



## LOOKING AHEAD

This first annual report provides a snap-shot of the quality of elections in countries which held elections in the 18-month period under comparison. The evidence allows elections across the world to be compared with each other and any problems diagnosed across all eleven components of the electoral cycle. The inclusion of all nation-wide contests during this period (with the exclusion of micro-states with populations below 100,000) means that the evidence provides a representative cross-section of all nation-wide elections held worldwide. Further publications from the team of EIP researchers analyze the data in more depth, including explaining the conceptual framework, testing the reliability and robustness of the data, and exploring the consequences for political legitimacy, public participation and regime transitions (see the list of suggested further readings on page 99).

We hope that this report and the data provide useful evidence for a wide range of scholars and policymakers, including for academic researchers and students, public officials in Electoral Management Bodies, election watch and human rights organizations, broadcasters and reporters covering elections, and agencies within the international community seeking to strengthen electoral integrity.

Nevertheless the report is limited in its international coverage and especially the capacity to draw comparisons over successive contests occurring within the same country. The evidence will become more comprehensive geographically and over time as the survey is replicated annually and the report is published in subsequent years, rolling out the evaluations to cover national parliamentary and presidential elections in 2014 and beyond. Further analysis and publications planned by the EIP team will focus on several specific issues, including the prevention of electoral violence, the role of election management bodies, the impact of social media and crowd-sourcing on electoral transparency, the ways in which electoral integrity influences citizen activism and turnout, and the regulation of political finance. There are several opportunities to engage with the project at the University of Sydney through a series of international workshops, conferences, internships and visiting scholarships, with details available on the project website. All information is available via [www.electoralintegrityproject.com](http://www.electoralintegrityproject.com).

Comments and feedback are welcome. In particular, reports about the party vote share and voter turnout for each election often differ slightly from one source to another, and any factual errors brought to our attention will be corrected in future releases of the dataset. In addition, it would be appreciated if copies of any related publications using the datasets could be sent to the project and if the original data source could be clearly acknowledged in citations. This project is a new addition to the conceptual framework and battery of evidence available to assess problems of electoral integrity and it is hoped that this initiative proves valuable.

**Pippa Norris** (Director EIP, Professor of Government and International Relations, University of Sydney, and McGuire Lecturer in Comparative Politics, Harvard University),

**Dr. Richard W. Frank** (Project Manager and Research Fellow)

**Dr. Ferran Martínez i Coma** (PEI Program Manager and Research Fellow)




 by gabofr



TABLE 1: SUMMARY RESULTS BY ELECTION<sup>19</sup>

Type	Rank	State	Election Date	Office	PEI index	Electoral laws	Electoral procedures	Voting district boundaries	Voter registration	Party and candidate registration	Media coverage	Campaign finance	Voting process	Vote count	Results	Electoral authorities	# experts	Response rate
High	1	Norway	09-SEP-2013	Legislative	86.4	85	94	76	90	87	74	79	85	98	93	93	13	31%
High	2	Germany	22-SEP-2013	Legislative	84.1	82	91	79	85	86	74	76	82	95	89	87	27	64%
High	3	Netherlands	12-SEP-2012	Legislative	82.7	93	93	74	88	82	69	70	80	90	90	90	24	56%
High	4	Iceland	27-APR-2013	Legislative	82.5	76	95	68	90	85	72	68	85	93	89	86	16	44%
High	5	Czech Rep	25-OCT-2012	Legislative	81.8	88	92	81	89	81	66	63	78	95	91	90	30	71%
High	6	Korea, Rep.	19-DEC-2012	Presidential	81.2	68	91	73	89	81	66	72	82	96	88	86	8	24%
High	7	Austria	29-SEP-2013	Legislative	81.1	82	93	79	86	76	67	64	83	92	86	90	15	43%
High	8	Czech Rep	12-OCT-2012	Legislative	80.8	82	92	74	88	80	68	72	74	94	88	88	22	58%
High	9	Slovenia	02-DEC-2012	Presidential	79.6	75	90	70	90	77	60	65	83	94	83	89	11	30%
High	10	Israel	22-JAN-2013	Legislative	79.3	83	95	68	83	80	73	70	64	91	89	91	12	32%
High	11	Czech Rep	25-JAN-2013	Presidential	79.1	84	80	77	94	86	63	65	74	94	83	81	19	47%
High	12	Cyprus	24-FEB-2013	Presidential	78.4	87	89	73	80	76	66	60	76	89	90	84	14	37%
High	13	Lithuania	28-OCT-2012	Legislative	78.1	89	75	80	81	88	72	64	75	88	76	78	11	31%
High	14	Australia	07-SEP-2013	Legislative	76.0	72	91	76	67	76	58	65	78	85	79	91	16	38%
High	15	Rwanda	16-SEP-2013	Legislative	74.2	75	81	65	80	71	67	72	73	81	78	75	10	27%
High	16	Japan	16-DEC-2012	Legislative	73.8	63	86	62	81	70	67	66	73	84	82	77	15	38%
High	17	Chile	15-DEC-2013	Presidential	73.5	65	92	62	62	73	63	59	63	92	92	91	18	41%
High	18	Japan	21-JUL-2013	Legislative	72.9	61	91	55	78	72	60	63	72	88	80	79	12	31%
High	19	Italy	24-FEB-2013	Legislative	72.7	56	88	74	81	72	60	59	70	83	81	82	18	44%
High	20	Grenada	19-FEB-2013	Legislative	72.7	70	94	63	63	84	53	37	66	94	92	91	6	16%
High	21	Malta	09-MAR-2013	Legislative	72.4	60	89	63	71	75	56	51	73	91	83	82	10	31%
High	22	Argentina	27-OCT-2013	Legislative	72.2	75	86	65	73	77	63	53	69	82	81	76	16	35%
High	23	Georgia	27-OCT-2013	Presidential	71.3	81	77	64	67	64	65	61	67	85	82	77	9	20%
High	24	Mongolia	26-JUN-2013	Presidential	71.2	65	82	69	67	72	59	57	72	87	75	78	9	25%
Moderate	25	Micronesia	05-MAR-2013	Legislative	70.7	73	75	77	61	81	69	52	70	75	73	74	4	10%
Moderate	26	United States	06-NOV-2012	Presidential	70.2	51	76	33	53	79	71	55	75	88	87	80	15	39%
Moderate	27	Mexico	01-JUL-2012	Presidential	69.8	67	80	74	81	67	65	55	66	88	59	74	14	35%
Moderate	28	Barbados	23-FEB-2013	Legislative	69.2	73	76	69	62	66	71	43	65	86	83	74	3	8%

Type	Rank	State	Election Date	Office	PEI index	Electoral laws	Electoral procedures	Voting district boundaries	Voter registration	Party and candidate registration	Media coverage	Campaign finance	Voting process	Vote count	Results	Electoral authorities	# experts	Response rate
Moderate	29	Montenegro	14-OCT-2012	Legislative	69.0	84	77	69	57	70	67	38	64	90	83	68	3	9%
Moderate	30	Bhutan	13-JUL-2013	Legislative	68.4	62	80	67	56	56	73	65	65	73	75	79	11	30%
Moderate	31	Kuwait	27-JUL-2013	Legislative	66.8	58	84	60	63	77	63	46	61	79	70	75	6	16%
Moderate	32	Cuba	03-FEB-2013	Legislative	65.3	44	82	54	77	68	53	56	61	73	89	65	3	8%
Moderate	33	Ghana	07-DEC-2012	Presidential	65.3	82	69	66	57	79	64	45	58	83	56	68	14	40%
Moderate	34	Sierra Leone	17-NOV-2012	Presidential	64.2	73	82	50	72	70	44	46	62	69	72	78	2	6%
Moderate	35	Ecuador	17-FEB-2013	Presidential	63.8	54	72	50	66	65	54	50	71	74	74	62	13	35%
Moderate	36	Paraguay	21-APR-2013	Presidential	63.7	70	76	64	56	63	52	39	61	79	83	66	12	34%
Moderate	37	Nepal	19-NOV-2013	Legislative	63.6	81	72	67	56	66	63	49	55	74	58	74	17	49%
Moderate	38	Albania	23-JUN-2013	Legislative	63.6	61	72	66	68	59	58	42	57	81	83	64	19	23%
Moderate	39	Iran	14-JUN-2013	Presidential	63.2	47	79	58	69	36	65	57	65	70	83	67	9	24%
Moderate	40	Venezuela	07-OCT-2012	Presidential	63.1	58	69	59	66	74	43	37	69	75	83	60	11	29%
Moderate	41	Georgia	01-OCT-2012	Legislative	62.9	64	70	61	54	63	54	42	64	79	75	66	8	17%
Moderate	42	Mali	11-AUG-2013	Presidential	62.0	69	69	58	40	61	63	51	57	75	73	66	11	27%
Moderate	43	Kuwait	01-DEC-2012	Legislative	60.1	49	71	50	75	61	62	36	67	78	44	61	9	24%
Moderate	44	Maldives	16-NOV-2013	Presidential	59.9	61	68	63	50	64	55	43	60	71	69	55	6	17%
Moderate	45	Pakistan	11-MAY-2013	Legislative	59.8	74	65	60	63	51	67	49	50	69	56	68	36	29%
Moderate	46	Bulgaria	12-MAY-2013	Legislative	59.8	61	62	61	45	70	56	46	62	73	52	63	20	51%
Moderate	47	Philippines	13-MAY-2013	Legislative	58.9	69	68	61	41	70	61	36	53	68	61	64	14	37%
Moderate	48	Romania	09-DEC-2012	Legislative	58.6	56	67	51	42	66	46	46	57	74	75	60	13	33%
Low	49	Cameroon	30-SEP-2013	Legislative	56.6	58	68	47	54	59	51	38	49	73	61	70	6	18%
Low	50	Jordan	23-JAN-2013	Legislative	56.5	44	66	37	54	64	56	42	57	65	57	70	12	34%
Low	51	Swaziland	20-SEP-2013	Legislative	56.2	39	71	42	58	46	58	49	55	70	65	59	7	18%
Low	52	Honduras	24-NOV-2013	Presidential	56.0	51	61	56	50	67	49	44	58	75	44	56	5	14%
Low	53	Armenia	18-FEB-2013	Presidential	54.8	63	60	59	40	60	60	45	51	68	44	53	11	32%
Low	54	Guinea	24-SEP-2013	Legislative	54.3	61	43	47	37	71	64	35	55	64	63	48	4	11%
Low	55	Azerbaijan	09-OCT-2013	Presidential	52.7	55	49	66	55	54	45	44	54	56	56	52	10	28%
Low	56	Kenya	04-MAR-2013	Presidential	52.7	76	45	58	34	66	70	35	47	49	64	41	9	24%
Low	57	Mauritania	07-DEC-2013	Legislative	52.6	60	65	43	38	52	57	38	51	55	56	65	2	6%
Low	58	Burkina Faso	02-DEC-2012	Legislative	52.5	62	65	36	56	61	64	27	43	62	52	58	3	8%
Low	59	Venezuela	14-APR-2013	Presidential	52.1	47	50	50	54	67	50	40	59	51	50	45	14	37%

Type	Rank	State	Election Date	Office	PEI index	Electoral laws	Electoral procedures	Voting district boundaries	Voter registration	Party and candidate registration	Media coverage	Campaign finance	Voting process	Vote count	Results	Electoral authorities	# experts	Response rate
Low	60	Ukraine	28-OCT-2012	Legislative	51.9	50	54	56	46	53	51	39	61	51	52	51	14	42%
Low	61	Madagascar	20-DEC-2013	Presidential	51.5	48	52	46	33	59	55	36	49	66	56	59	16	37%
Low	62	Montenegro	07-APR-2013	Presidential	50.6	58	57	65	37	65	43	37	54	53	45	41	7	20%
Low	63	Turkmenistan	15-DEC-2013	Legislative	50.3	36	64	60	53	44	36	39	49	57	77	47	8	20%
Low	64	Togo	25-JUL-2013	Legislative	50.3	40	51	43	35	54	58	40	55	53	52	58	4	11%
Low	65	Tajikistan	06-NOV-2013	Presidential	49.3	33	52	57	36	44	46	43	51	61	67	47	8	24%
Low	66	Malaysia	05-MAY-2013	Legislative	48.4	33	54	28	37	58	38	37	65	56	53	46	17	43%
Low	67	Zimbabwe	31-JUL-2013	Legislative	48.0	42	43	45	32	60	46	40	48	57	60	46	13	39%
Low	68	Angola	31-AUG-2012	Legislative	47.4	42	50	50	37	57	45	38	49	46	55	48	11	30%
Low	69	Cambodia	28-JUL-2013	Legislative	45.6	43	51	44	30	50	43	35	48	65	40	42	15	39%
Low	70	Belarus	23-SEP-2013	Legislative	45.6	31	49	59	55	45	39	37	53	38	61	33	7	17%
Low	71	Congo, Rep.	05-AUG-2012	Legislative	45.0	42	50	53	33	47	41	27	56	41	60	38	3	9%
Low	72	Djibouti	22-FEB-2013	Legislative	39.6	35	40	52	37	36	41	33	43	39	46	36	5	14%
Low	73	Equat. Guinea	26-MAY-2013	Legislative	38.2	31	39	44	36	43	29	32	38	40	59	30	10	25%
		Total			63.8	62	72	60	61	66	58	49	63	74	71	67	12	30%

Source: Electoral Integrity Project. 2014. *The expert survey of Perceptions of Electoral Integrity, Release 2 (PEI\_2)*.

TABLE 2: SUMMARY OF RESULTS BY GLOBAL REGION

	PEI index	Electoral laws	Electoral procedures	District boundaries	Voter registration	Party and candidate registration	Media coverage	Campaign finance	Voting process	Vote count	Results	Electoral authorities	# elections
E. and C. Europe	60	58	65	63	57	62	52	47	60	69	67	59	14
Latin America	66	60	77	61	66	69	55	48	64	80	76	69	8
N.Africa & the Middle East	68	62	80	58	72	64	64	53	66	79	72	75	5
Sub-Saharan Africa	54	55	58	49	45	58	54	40	52	60	60	56	17
W. Europe & N. America	79	73	90	69	79	80	67	65	79	91	86	87	9
East Asia	75	65	86	69	79	74	64	65	76	89	81	80	3
South-East Asia	51	49	58	44	36	60	47	36	55	63	51	51	4
South Asia	63	70	71	64	56	59	65	51	58	72	64	69	4
The Pacific	71	74	75	77	60	81	70	52	69	76	76	74	1
The Caribbean	71	72	85	67	64	75	62	40	66	89	88	82	2
<b>Total</b>	<b>63</b>	<b>61</b>	<b>71</b>	<b>60</b>	<b>60</b>	<b>65</b>	<b>58</b>	<b>49</b>	<b>62</b>	<b>73</b>	<b>70</b>	<b>66</b>	<b>72</b>

Source: Electoral Integrity Project. 2014. *The expert survey of Perceptions of Electoral Integrity, Release 2 (PEI\_2)*. The regional classification is from Quality of Government <http://www.qog.pol.gu.se/data/>

TABLE 3: SUMMARY OF INDICATORS BY TYPES OF REGIMES

	PEI index	Electoral laws	Electoral procedures	District boundaries	Voter registration	Party and candidate registration	Media coverage	Campaign finance	Voting process	Vote count	Results	Electoral authorities	# elections
Free	74	74	84	68	73	77	63	58	71	86	81	80	17
Partly free	52	44	59	51	49	52	48	42	53	58	63	52	25
Not free	59	60	65	56	53	63	58	43	59	70	63	61	30
<b>Total</b>	<b>64</b>	<b>62</b>	<b>71</b>	<b>60</b>	<b>60</b>	<b>66</b>	<b>58</b>	<b>49</b>	<b>63</b>	<b>74</b>	<b>70</b>	<b>67</b>	<b>72</b>

Source: Electoral Integrity Project. 2014. *The expert survey of Perceptions of Electoral Integrity, Release 2 (PEI\_2)*. The types of regimes are classified by Freedom House. [www.freedomhouse.org](http://www.freedomhouse.org)

## 5. Results by election



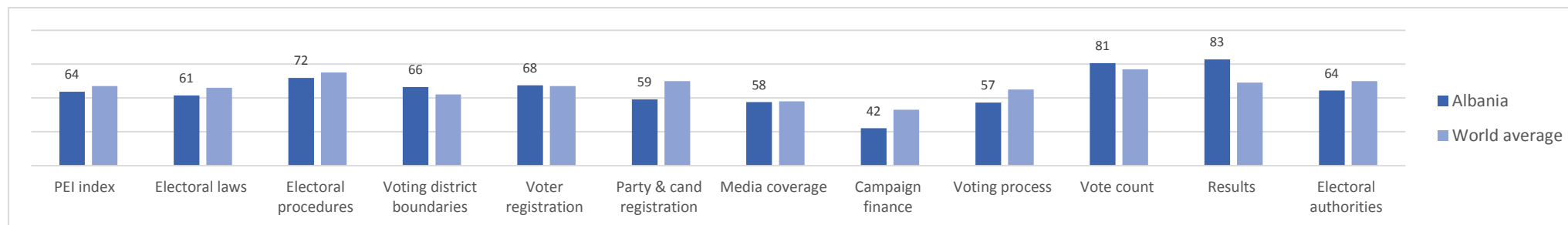
 by bdanisch

# Albania

**Election for:** Parliament on 23 June 2013

**Electoral authority:** <http://cec.org.al/>

**PEI Evaluations:** Moderate integrity **PEI Rank:** 38



## Highlights

Albania has a moderate multiparty system with competition focused around two electoral coalitions. It is classified as ‘partly free’ by Freedom House. The Electoral Code was extensively amended in July 2012 to incorporate reforms recommended by the Council of Europe. The 140-member unicameral Assembly (parliament) is elected for a four-year term under a closed-list proportional representation system. A dozen electoral districts, each electing 4-32 members, correspond to administrative regions or counties. Seats are allocated to alliances using the d'Hondt system, then to political parties using the Sainte-Laguë method. Parties qualify for seats if they receive at least three per cent of valid votes in a district, and coalitions qualify if they receive at least five per cent. In this contest, 62 parties contested the Albanian parliamentary elections on 23 June 2013, the majority joining electoral coalitions led by the Democratic Party (DP) or the Socialist Party (SP). Elections were run by the Central Election Commission (CEC), a seven-member body appointed by parliament, supplemented by 89 Commissions of Electoral Administration Zones (CEAZs) and 5,508 Voting Center Commissions (VCCs). Turnout was relatively low (53%), although a slight improvement (+5%) on the previous contest. The result was a victory with 41% of the vote and 65 seats for the Alliance for a European Albania, led by the Socialist Party and its leader, Edi Rama. The Democratic Party of Albania led by the outgoing Prime Minister for the governing alliance, Sali Berisha, conceded defeat with 30.5% of the vote and 50 seats. The OSCE concluded that the election showed “active citizen participation throughout the campaign and genuine respect for fundamental freedoms. However, the atmosphere of distrust between the two main political forces tainted the electoral environment and challenged the administration of the entire electoral process.”<sup>20</sup> Expert PEI assessments suggest that Albanian contest was ranked 38th overall, poorest in the area of campaign finance.

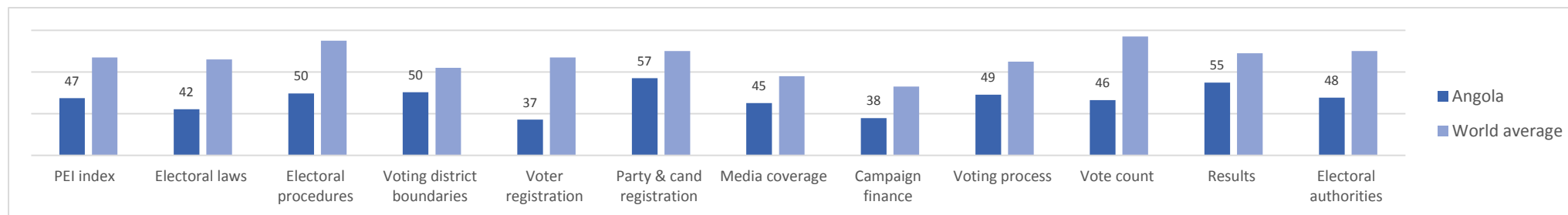
Largest Parties		Leader	#Seats	Change # seats	% Seats	# Votes	% Votes	In government
Socialist Party of Albania	PS	Edi RAMA	65	0	46.4	710047	41.3	Enter
Democratic Party of Albania	PD	Sali BERISHA	50	-18	35.7	525064	30.5	Exit
Socialist Movement for Integration	LSI	Ilir META	16	12	11.4	179951	10.5	No Change
Republican Party	PR	Fatmir MEDIU	3	2	2.1	52578	3.1	Exit
The Unity for Human Rights Party	PBDNJ	Vangjel DULE	4	3	2.9	44733	2.6	No Change
Valid votes/turnout					Total valid votes cast:	1720162	Turnout: 53.3	
Source:	IFES Election Guide <a href="http://www.electionguide.org/elections/id/1664/">http://www.electionguide.org/elections/id/1664/</a>							

# Angola

**Election for:** National Assembly on 31 August 2013

**Electoral authority:** <http://www.cne.ao/>

**PEI Evaluations:** Low integrity **PEI Rank:** 68



## Highlights

Angola has a predominant one-party system and the regime is classified as ‘Not Free’ by Freedom House. The National Assembly has 220 seats in a mixed electoral system, where 130 seats are elected from closed lists by proportional representation and the remaining 90 are elected in 18 five-seat constituencies. The leader of the largest party in the National Assembly becomes president. The second parliamentary elections since the end of a civil war were contested by nine parties and coalitions. The Popular Movement for the Liberation of Angola (MPLA), which has dominated Angolan politics since independence from Portugal, saw reduced support but it won a comfortable 71.8% of the vote, while opposition parties such as the National Union for the Total Independence of Angola (UNITA) and the new Broad Convergence of National Salvation (CASA-CE) gained ground.<sup>21</sup> CASA-CE took close to 13% in the capital Luanda. Few international election observers were present, while some national observers were funded by the country’s electoral authorities, compromising their independence. Observers from the African Union characterized the elections as well-organized and peaceful, ‘free, fair, transparent and credible’.<sup>22</sup> Nevertheless the assessment by Human Rights Watch was more critical: ‘The playing field for political parties was uneven, with unequal access to state resources; the media was overwhelmingly dominated by the ruling party, the Popular Movement for the Liberation of Angola (MPLA), in power since 1975; and the elections oversight body sided with the ruling party by not taking any action when the ruling party violated electoral laws.’ A sharp drop in voter turnout (63%, down from 87% in 2008) highlighted widespread problems with voter registration. The Angolan election was ranked by experts 68th worldwide, with the weakest scores on voter registration and campaign finance.

Largest Parties		Leader	#Seats	Change # seats	% Seats	# Votes	% Votes	In government
Popular Movement for the Liberation of Angola - Workers' Party	MPLA	Jose Eduardo DOS SANTOS	175	-16	79.5	4135503	71.8	No Change
National Union for the Total Independence of Angola	UNITA	Isaías SAMAKUVA	32	16	14.5	1074565	18.7	No Change
Convergence Broad Salvation of Angola	CASA	Abel CHIVUKUVUKU	8	8	3.6	345589	6.0	No Change
Social Renewal Party		N/A	3	-5	1.4	98223	1.7	No Change
National Front for the Liberation of Angola		N/A	2	-1	0.9	65163	1.1	No Change
Valid votes/turnout					Total valid votes cast:	5756004	Turnout: 62.8	
Source:	IFES Election Guide <a href="http://www.electionguide.org/elections/id/1636/">http://www.electionguide.org/elections/id/1636/</a>							

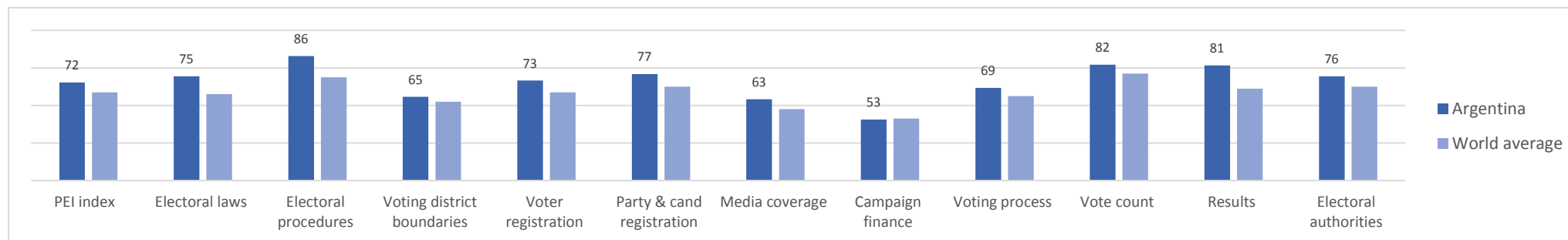


# Argentina

**Election for:** Chamber of Deputies on 27 October 2013

**Electoral authority:** <http://www.electoral.gov.ar/>

**PEI Evaluations:** High integrity **PEI Rank:** 22



## Highlights

Argentina is a fragmented multi-party presidential democracy. In the Chamber of Deputies (Cámara de Diputados) 257 members are elected through a closed-list proportional representation system to serve 4-year terms. One-half of the Chamber of Deputies is renewable every two years. There are 24 multi-member districts, with considerable variations in district magnitude, and high malapportionment. The threshold is 3 percent. In the Senate (Senado) 72 members are elected through a closed-list proportional representation system to serve 6-year terms. One-third of the Senate is renewable every two years. Senators are elected from 24 multi-member districts, each with 3 Senators. 2 Senate seats per district are granted to the party receiving the highest number of votes, while the other seat is given to the first minority party. There have been successive reforms to the electoral rules in recent years. In 2011, open primaries – compulsory for both parties and candidates – were introduced, and they are now the only way to nominate candidates for all national offices. This election lowered the voting age to 16. In the legislative contests on 27th October 2013, President Cristina Fernandez de Kirchner’s left-wing Front for Victory (FPV) saw a sharp drop in support, with 34% of the vote and 47 seats for the Cámara De Diputados, although retaining control of both chambers. Her party suffered a landslide defeat in Buenos Aires. In her second and final term in office, her loss of support in the mid-term elections were attributed to high levels of inflation. The result dampened prospects for a constitutional amendment allowing her to serve for a third term.<sup>23</sup> The Progressive, Civic and Social Front party came second with 20% of the vote and 30 seats. Argentina ranks 22nd by PEI experts, with campaign finance the issue of greatest concern.

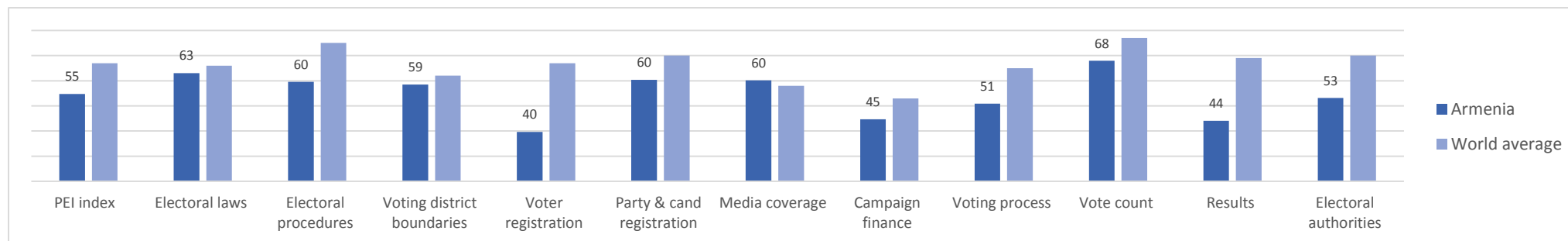
Largest Parties	Leader	#Seats	Change # seats	% Seats	# Votes	% Votes	In government
Front for Victory	FPV	47		37.0	7429158	34.5	No change
Progressive, Civic and Social Front		30		23.6	4384304	20.3	No change
Renewal Front		19		15.0	4223186	19.6	No change
Republican Proposal		12		9.4	1769999	8.2	No change
Workers' Left Front		3		2.4	1469372	6.8	No change
Valid votes/turnout					Total valid votes cast:	21555032	Turnout: 71.4
Source:	IFES Election Guide <a href="http://www.electionguide.org/elections/id/559/">http://www.electionguide.org/elections/id/559/</a>						

# Armenia

**Election for:** President on 18 February 2013

**Electoral authority:** <http://www.elections.am>

**PEI Evaluations:** Low integrity **PEI Rank:** 53



## Highlights

In Armenia, the president is directly elected through a two-round majoritarian electoral system to serve a 5 year term. In the first round of the presidential elections, on February 18<sup>th</sup> 2013, the incumbent President Serzh Sargsyan of the Republican Party of Armenia defeated former foreign minister Raffi Hovhannisyann of the Heritage Party, 57 to 36 percent. The previous Armenia presidential elections in 2008 saw protests over accusations of fraud ending in police clashes and deadly violence. This election was more peaceful but there was still concern about malpractices. Despite noting “a lack of impartiality of the public administration, misuse of administrative resources, and cases of pressure on voters,” an OSCE observer mission issued a largely positive preliminary statement, reporting that the “election was generally well-administered and was characterized by a respect for fundamental freedoms.” Hovannisian, however, called the election rigged, sparking protests that attracted thousands. After filing a number of complaints with the Central Electoral Commission, he launched a hunger strike to pressure Sarkisian to resign. IFES concluded that several problems occur in Armenia, “including voter cynicism and mistrust, failure of prominent parties to field candidates, lack of issue-based campaigns, and prevalence of individual personalities over party-based politics.”<sup>24</sup> Despite improvements in electoral administration, “...instances of vote buying, misuse of state resources, intimidation and pressure on voters, reports of ballot stuffing, and questionable turnout figures and voting results in some precincts continued to mar the election environment.”<sup>25</sup> Armenia ranks 53rd in PEI, flawed by problems of voter registration, campaign finance, and announcement of the results.

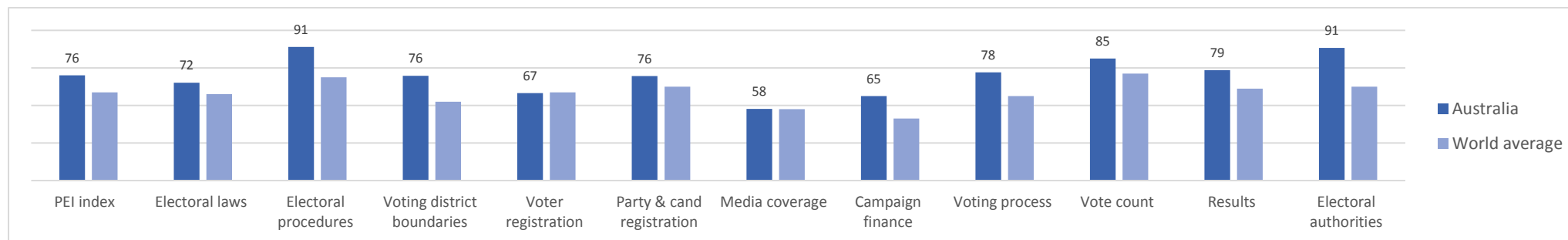
Largest Parties	Leader	#Seats	Change # seats	% Seats	# Votes	% Votes	In government
Republican Party of Armenia	HHK Serzh SARGSYAN				861155	56.7	No change
Heritage Party	Raffi K. HOVHANNISYAN				539691	35.5	No change
Freedom Party	Hrant BAGRATYAN				31643	2.1	No change
Independent	Paruyr HAYRIKYAN				18096	1.2	No change
Independent	Andreas GHUKASYAN				8329	0.5	No change
Valid votes/turnout				Total valid votes cast:	1519651	Turnout: 60.6	
Source:	IFES Election Guide <a href="http://www.electionguide.org/elections/id/2266/">http://www.electionguide.org/elections/id/2266/</a>						

# Australia

**Election for:** House of Representatives on 7 September 2013

**Electoral authority:** <http://www.aec.gov.au/>

**PEI Evaluations:** High integrity **PEI Rank:** 14



## Highlights

The 7 Sept 2013 federal elections to the Australian parliament were for 40 Senators and 150 members of the House of Representative. The Senate uses a Single Transferable Vote electoral system while the House of Representatives uses a preferential vote system (also known as the Alternative Vote). Elections are conducted by the Australian Electoral Commission (AEC). The incumbent Labor Party government, led by Prime Minister Kevin Rudd, had been damaged by a series of leadership challenges and they lost votes. The government was defeated by the Liberal/National Coalition opposition. The Liberal Party won 80 seats and their leader, led by Tony Abbott, became Prime Minister. Their coalition partner, the National Party of Australia, won 9 seats. With compulsory voting, turnout was 93%. One notable outcome was that the High Court declared the Senate result in Western Australia void after the loss of over 1,300 ballot papers, necessitating a fresh election for the Senate in that state.<sup>26</sup> Australia ranks 14th in the PEI Index, with a positive performance across all the indicators.

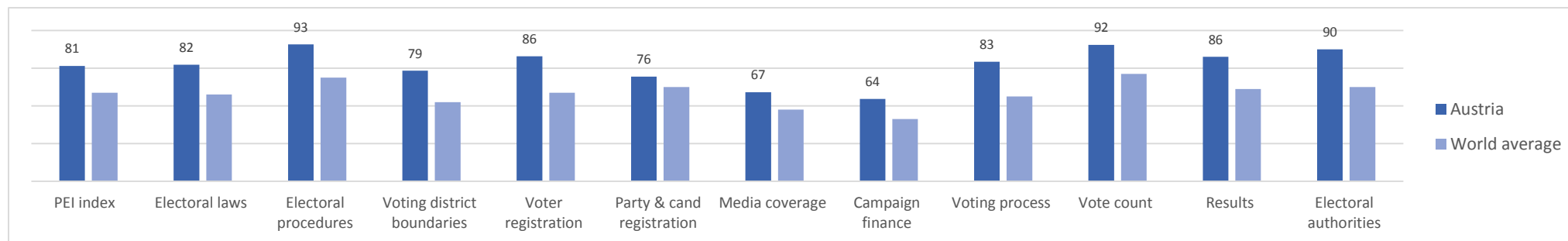
Largest Parties		Leader	#Seats	Change # seats	% Seats	# Votes	% Votes	In government
Australian Labor Party	ALP	Kevin RUDD	55	-17	36.7	4311365	31.4	Exit
Liberal Party of Australia		Tony ABBOTT	58	14	38.7	4134865	30.1	Enter
Liberal National Party	LNP	Campbell NEWMAN	22	1	14.7	1152232	8.4	Enter
The Greens		Christine MILNE	1	0	0.7	1116917	8.1	No Change
National Party of Australia		Warren TRUSS	9	3	6.0	554268	4.0	No Change
Valid votes/turnout					Total valid votes cast:	13726118	Turnout: 93.3	
Source:	IFES Election Guide <a href="http://www.electionguide.org/elections/id/552/">http://www.electionguide.org/elections/id/552/</a> and Inter-Parliamentary Union <a href="http://www.ipu.org/parline-e/reports/arc/2015_10.htm">http://www.ipu.org/parline-e/reports/arc/2015_10.htm</a>							

# Austria

**Election for:** National Council on 29 September 2013

**Electoral authority:** [http://www.bmi.gv.at/cms/BMI\\_wahlen/english\\_version/overview.aspx](http://www.bmi.gv.at/cms/BMI_wahlen/english_version/overview.aspx)

**PEI Evaluations:** High integrity **PEI Rank:** 7



## Highlights

Austria is a multiparty democracy. The bicameral Federal Assembly (Bundesversammlung) consisting of the Federal Council (Bundesrat) with 62 seats and the National Council (Nationalrat) with 183 seats. The National Council has 183 members elected in nine multimember districts through an open-list proportional representation system to serve 5-year terms. The elections are supervised by Austria's Interior Ministry and organized by each state.<sup>27</sup> Although losing support, the Social Democratic Party (SPÖ) was the largest party with 26.9% of the vote and 52 seats (down 5). The Austrian People's Party (ÖVP) was a close second, with 24% of the vote and 47 seats (-4). The Austrian government is a grand coalition between Austria's two largest parties, the SPÖ and ÖVP, The far-right populist Freedom Party of Austria made the most gains in the election, up from 34 to 40 seats, with considerable support in Styria and among young people. Their gains reflect growing support for the far right in other European states, such as in Greece, France and Finland, following the economic recession, rising unemployment, and news waves of migration. The fourth largest party is the Green with 12% of the vote and 24 seats. Turnout was 73%. The OSCE report of the contest was generally highly favorable although it did mention some reservations concerning the transparency of campaign finance regulations.<sup>28</sup> The PEI ranks Austria 6th, with a positive performance across the indices.

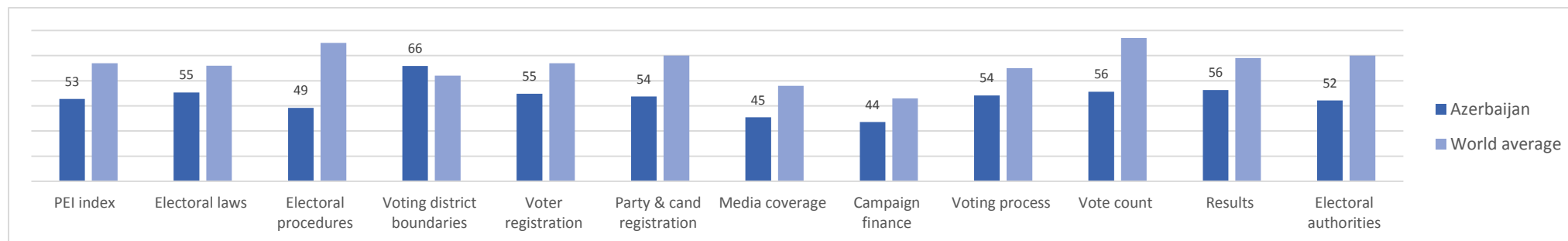
Largest Parties		Leader	#Seats	Change # seats	% Seats	# Votes	% Votes	In government
Social Democratic Party of Austria	SPÖ	Werner FAYMANN	52	-5	28.4	1252430	26.9	No Change
Austrian People's Party	ÖVP	Michael SPINDELEGGGER	47	-4	25.7	1119499	24.0	No Change
Freedom Party of Austria	FPÖ	Heinz-Christian STRACHE	40	6	21.9	958295	20.6	No Change
The Greens - The Green Alternative		Eva GLAWISCHNIG	24	4	13.1	575195	12.3	No Change
Team Stronach for Austria		Frank STRONACH	11	11	6.0	267444	5.7	No Change
Valid votes/turnout					Total valid votes cast:	4662300	Turnout: 74.4	
Source:	IFES Election Guide <a href="http://www.electionguide.org/elections/id/556/">http://www.electionguide.org/elections/id/556/</a>							

# Azerbaijan

**Election for:** President on 9 October 2013

**Electoral authority:** <http://www.cec.gov.az/>

**PEI Evaluations:** Low integrity **PEI Rank:** 55



## Highlights

Azerbaijan is a predominant one party autocracy classified as ‘Not Free’ by Freedom House.<sup>29</sup> The President is elected by absolute majority vote through a two-round system to serve a 5-year term. There are no term limits on the office of the President, following a 2009 constitutional amendment. In the October 2013 contest President Ilham Aliyev of the New Azerbaijan Party (YAP) was reelected for a third term of office with a reported 84.5% of the vote. His closest rival, Camil Hasanli, for the National Council of Democratic Forces, got 5.5% of the vote. A short-term observer mission from Council of Europe and the European Parliament concluded blandly that "overall around election day we have observed a free, fair and transparent electoral process."<sup>30</sup> These comments proved controversial with members of the EP denouncing them. By contrast, the OSCE/ODIHR observation mission, which consisted of 13 Baku-based international experts and 30 long-term observers, criticized the electoral process by concluding that it "was undermined by limitations on the freedoms of expression, assembly, and association that did not guarantee a level playing field for candidates." The head of mission stated that their "observers received allegations of intimidation, witnessed even physical attacks on journalists in the lead up to an election day, which we found seriously flawed."<sup>31</sup> Azerbaijan has low integrity, according to the PEI, ranked 58th in the comparison, and weakest on the issues of campaign finance and media. Electoral procedures and the vote count also fall well below the world average.

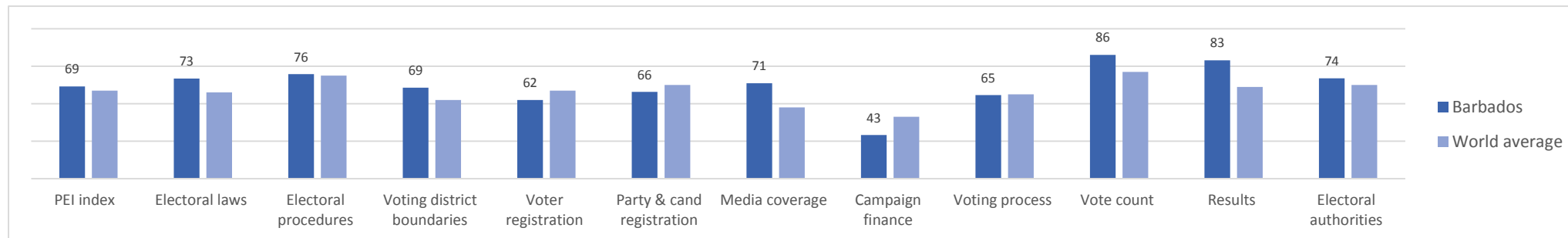
Largest Parties		Leader	#Seats	Change # seats	% Seats	# Votes	% Votes	In government
New Azerbaijan Party	YAP	Ilham ALIYEV				3123113	84.5	No Change
National Council of Democratic Forces		Camil HASANLI				204642	5.5	No Change
Hope Party		Iqbal AGAZADE				88723	2.4	No Change
All-Azerbaijan People’s Front Party	BAXCP	Qudrat HASANGULIYEV				73702	2.0	No Change
Independent		Zahid ORUC				53839	1.5	No Change
Valid votes/turnout					Total valid votes cast:	3697970	Turnout: 71.6	
Source:	IFES Election Guide <a href="http://www.electionguide.org/elections/id/2285/">http://www.electionguide.org/elections/id/2285/</a>							

# Barbados

**Election for:** House of Assembly on 21 February 2013

**Electoral authority:** <http://www.electoral.barbados.gov.bb/electoralcommission.html>

**PEI Evaluations:** Moderate integrity **PEI Rank:** 28



## Highlights

Barbados has a parliamentary system with a simple majority, single member district electoral system. The bicameral parliament includes an appointed 21-seat Senate and an elected 30-seat House of Assembly. Elections must be held at least every five years, and the five-member Electoral and Boundaries Commission, a constitutionally mandated organization created in 1985, organizes national elections. On February 21, Barbados held its tenth post-independence election after a peaceful three-week electoral campaign. Prime Minister Freundel Stuart’s Democratic Labour Party (DLP) won a narrow three-point victory (51% to 48%) over the Barbados Labour Party (BLP) led by former longtime (194-2008) Prime Minister Owen Arthur. This was Stuart’s first electoral victory since becoming prime minister after the 2010 death of his predecessor David Thomson. The DLP’s majority shrunk from the 20 seats won in the 2008 election to 16 seats, while the BLP gained four seats. During the count several constituencies were quite close leading to a narrowly avoided 15-15 tie, and the margin of victory was less than five thousand votes. Several independent parties and candidates ran, but they did not win any seats and received only 611 votes (0.4%). Turnout was 66%, up 2% from 2008.<sup>32</sup> PEI experts rated Barbados favorably overall, with the poorest performance, in common with many other countries, on campaign finance. The vote count and results stage, by contrast, were seen as a better performance than average.

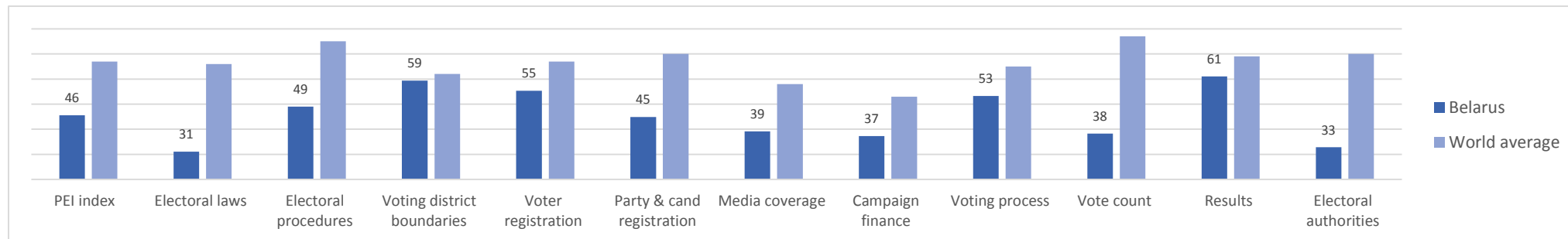
Largest Parties	Leader	#Seats	Change # seats	% Seats	# Votes	% Votes	In government
Democratic Labor Party	DLP Freundel STUART	16	-4	53.3	79566	51.3	No Change
Barbados Labor Party	BLP Owen Seymour ARTHUR	14	4	46.7	75027	48.3	No Change
Valid votes/turnout			Total valid votes cast:		155204	Turnout: 65.9	
Source:	IFES Election Guide <a href="http://www.electionguide.org/elections/id/538/">http://www.electionguide.org/elections/id/538/</a>						

# Belarus

**Election for:** Chamber of Representatives on 23 September 2013

**Electoral authority:** [http://www.rec.gov.by/en/ENG-Central\\_Commission](http://www.rec.gov.by/en/ENG-Central_Commission)

**PEI Evaluations:** Low integrity **PEI Rank:** 70



## Highlights

Belarus is a predominant one-party system dominated by President Aleksandr Lukashenko. There is a bicameral parliament. Members of the House of Representatives (Palata Predstaviteley) are elected by absolute majority vote with a 2nd ballot system in 110 single-member districts. To be considered valid, 50 percent of eligible electors must vote in the 1st round. If a second round is necessary in a district, this threshold is lowered to 25 percent. Elections were organized by the Central Election Commission. Belarus held elections on September 23 2013 for the House of Representatives. Leading opposition parties, including the United Civic Party and the Belarus Popular Front, boycotted the election, and parties associated with President Alyksandr Lukashenka won all 110 seats. Election observers from the Organization for Security and Cooperation in Europe (OSCE) issued a statement saying that “citizens’ rights to associate, to stand as candidates, and to express themselves freely were not respected.”<sup>33</sup> Prominent political figures were imprisoned or deemed unable to register for ballot access. The two main opposition political parties boycotted the 2012 elections, and two others withdrew their candidates, citing a flawed electoral process and continued political imprisonment of individuals. 109 of 110 MPs were elected receiving an absolute majority and with the necessary turnout. International observers from the OSCE reported that there was no meaningful observation of the vote count, the final results were not published in a transparent manner, the Central Election Commission was partial, and lacked a transparent appeals and complaints process. More criticism was leveled against restrictions of freedom of expression and limitats in citizens’ right to associate or to be candidates.<sup>34</sup> Compared with the world average, Belarus was ranked among the worst in the PEI index, weak across most dimensions, especially electoral laws, vote count, and electoral authorities.

Largest Parties	Leader	#Seats	Change # seats	% Seats	# Votes	% Votes	In government
Independents		104	1	94.5			
Communist Party of Belarus	KPB	3	-3	2.7			
Agrarian Party	AP	1	0	0.9			
Republican Party of Labour and Justice	RPTS	1	1	0.9			
Valid votes/turnout				Total valid votes cast:	5245459	Turnout: 74.6	
Source:	Parties and Elections in Europe <a href="http://www.parties-and-elections.eu/belarus.html">http://www.parties-and-elections.eu/belarus.html</a>						

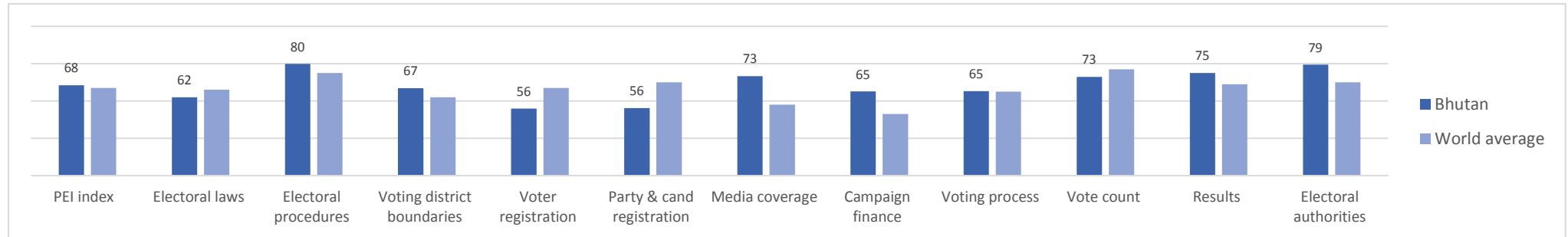


# Bhutan

**Election for:** National Assembly on 13 July 2013

**Electoral authority:** <http://www.election-bhutan.org.bt/>

**PEI Evaluations:** Moderate integrity **PEI Rank:30**



## Highlights

Bhutan is a parliamentary monarchy. The general elections on 13 July 2013 were only the second to occur in Bhutan since the 2008 written constitution replaced absolute monarchy by an elected parliamentary assembly. The king still remains Bhutan’s head of state and he appoints the heads of national commissions, the attorney general, and members of the Supreme Court. Bhutan has a bicameral Parliament (Chi Tshog) consisting of the National Council (Gyelyong Tshogde) with 25 seats and the National Assembly lower house (Gyelyong Tshogdu) with 47 seats. The party that wins a simple majority in the lower house is the governing party and its leader acts as prime minister. Contests for the National Assembly use a two round (2nd ballot) majoritarian electoral system. In the first round, every party contested all 20 Dzongkhags (the administrative and judicial districts of Bhutan). The parties with the two highest vote tallies progressed to the second round, where they put forward candidates in each of the 47 National Assembly constituencies. The opposition People’s Democratic Party of Sangay Ngedup was victorious with 55 percent of the vote and 32 seats (up from 2 in the previous Assembly), forming the new government. Incumbent Prime Minister Jigme Thinley’s Peace and Prosperity Party (Druk Phuensum Tshogpa (DPT)) was defeated with 45 percent of the vote and took the remaining 15 seats. The election commission reported turnout of 66 percent.<sup>35</sup> The election and its aftermath were peaceful but afterwards the DPT petitioned the king with 15 election-complaints. Only domestic observers monitored the election. PEI experts rated Bhutan positively across all steps in the electoral cycle, ranking 30th overall. This is a remarkably strong performance given the country’s limited historical experience of elections.

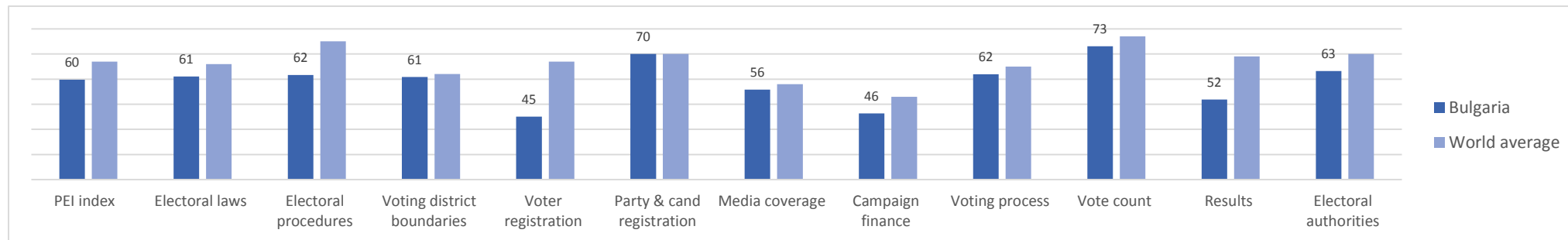
		Leader	#Seats	Change # seats	% Seats	# Votes	% Votes	In government
<b>Largest Parties</b>								
Peoples Democratic Party	PDP	Tshering TOBGAY	32	30	68.1	138558	54.9	Enter
Druk Phuensum Tshogpa	DPT	Jigme Y. THINLEY	15	-30	31.9	113927	45.1	Exit
Valid votes/turnout					Total valid votes cast:	252485	Turnout: 66.1	
Source:	Election Commission of Bhutan <a href="http://www.election-bhutan.org.bt/NAGResult2013/">http://www.election-bhutan.org.bt/NAGResult2013/</a>							

# Bulgaria

**Election for:** National Assembly on 12 May 2013

**Electoral authority:** <http://www.cik.bg/>

**PEI Evaluations:** Moderate integrity **PEI Rank:** 46



## Highlights

The National Assembly (Narodno Sabranie) has 240 members in a mixed electoral system, including 209 elected by proportional representation in multi-seat constituencies with a 4% threshold, and 31 elected through First-Past-the-Post single member plurality districts. In May 12 2013 elections for the 240-seat National Assembly, the Citizens for European Development of Bulgaria (GERB) of Boiko Borisov, the former prime minister who resigned in February amid public protest over austerity measures and corruption scandals, won 31 percent of the vote and 97 seats. The opposition Bulgarian Socialist Party (BSP) won 27 percent and 84 seats, the Movement for Rights and Freedoms (DPS) won 11 percent and 36 seats, and the nationalist Ataka won 7 percent and 23 seats. No other party surpassed the 4 percent threshold required to take seats in parliament. After GERB failed to form a government, the BSP formed a governing coalition with the DPS, with former finance minister Plamen Oresharski as prime minister. OSCE election observers called the elections “competitive” and “well administered” but noted that “cases of pre-election wiretapping and concerns over last-minute incidents related to ballot security weakened public confidence in the process.” Bulgaria was rated moderate in integrity by PEI experts, with the lowest scores on voter registration and campaign finance.

	Leader	#Seats	Change # seats	% Seats	# Votes	% Votes	In government	
Citizens for European Development of Bulgaria	GERB	Boiko BORISOV	97	-20	40.4	1081605	30.5	Exit
Bulgarian Socialist Party	BSP	Sergei STANISHEV	84	47	35.0	942541	26.6	Enter
Movement for Rights and Freedoms	DPS		36				11.0	Enter
Ataka			23				7.0	
Valid votes/turnout					Total valid votes cast:	3541745	Turnout: 52.5	

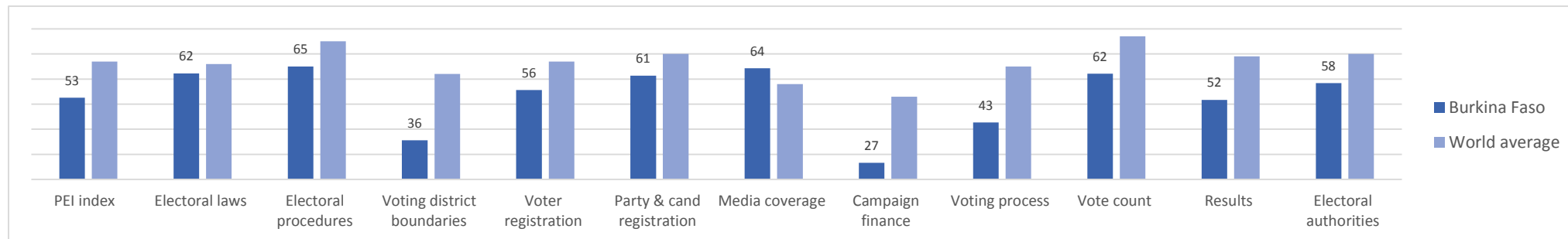
Source: IFES Election Guide <http://www.electionguide.org/elections/id/1661/>

# Burkina Faso

**Election for:** Parliament on 2 December 2012

**Electoral authority:**

**PEI Evaluations:** Low integrity **PEI Rank:** 58



## Highlights

In December 2 2012, contests were held for the 127-seat National Assembly (Assemblée Nationale) elected for a five-year term by proportional representation. The contest involved one nationwide multi-member constituency of 16 seats and 45 multimember constituencies with 2-9 members, contested by 3,000 candidates. President Blaise Compaoré's Congrès pour la Démocratie et le Progrès (CDP) maintained its dominance by winning a majority (70 seats). The Union for Progress and Change (UPC), a recently formed opposition group, won 19 seats. The Alliance for Democracy and Federation–African Democratic Rally won 18 seats. Ten other parties split the remaining 20 seats. The first elections since anti-government protests in 2011 were generally peaceful. A new biometric registration system was introduced with the help of UNDP, and four million new voters registered, but turnout remained low. Opposition parties criticized the exercise as flawed and called the country a 'well-polished façade of a democracy'. While international observers, including the African Union, largely praised the elections, the UPC alleged fraud in the populous district of Kadiogo. The country ranked 55<sup>th</sup> in PEI, weakest on voting district boundaries, campaign finance, and voting processes.

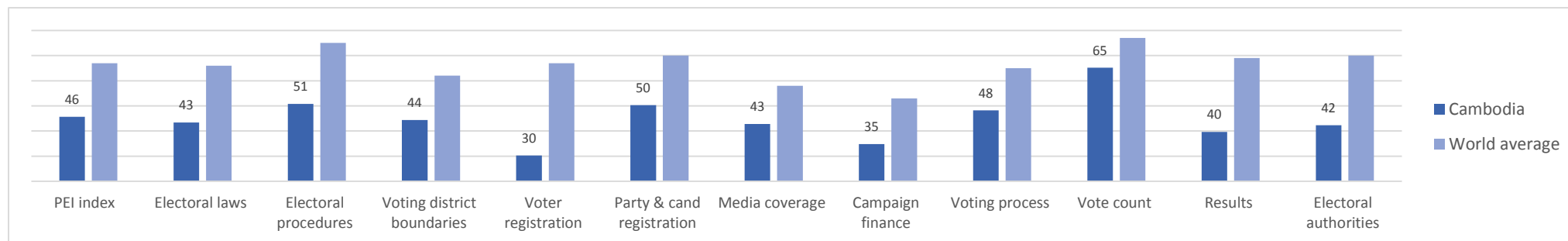
Largest Parties	Leader	#Seats	Change # seats	% Seats	# Votes	% Votes	In government
Congress for Democracy and Progress	CDP	70		55.1	1467789	48.7	No Change
Alliance for Democracy	ADF-RDA	19		15.0	338970	11.2	No Change
Valid votes/turnout				Total valid votes cast:	3016379	Turnout: 76.0	
Source:	Psephos Adam Carr's Election Archive <a href="http://psephos.adam-carr.net/countries/b/burkinafaso/burkinafaso2012.txt">http://psephos.adam-carr.net/countries/b/burkinafaso/burkinafaso2012.txt</a>						

# Cambodia

**Election for:** National Assembly on 28 July 2013

**Electoral authority:** <http://www.necelect.org.kh/>

**PEI Evaluations:** Low integrity **PEI Rank:** 69



## Highlights

The Cambodian general election on 28 July 2013 were for the 123 seat House of Representatives, the lower house in the National Assembly. The elections used close party list Proportional Representation. Under the leadership of Prime Minister Hun Sen, the ruling Cambodian People’s Party has been the largest party in a coalition government with the royalist FUNCINPEC party ever since the 1993 elections following the UN-brokered peace accord. Elections are organized by the National Election Committee. The 2013 election saw the governing Cambodian People's Party win 49% of the vote and 68 seats, down from 90 seats in 2008. Under the leadership of Sam Rainsy the opposition Cambodian National Rescue Party made considerable gains (+26) by winning all the remaining 55 seats with 44% of the vote. Five other parties failed to gain any representatives. Invited international observers from the International Conference of Asian Political Parties (ICAPP) and the Centrist Asia Pacific Democrats International (CAPDI) claimed that the process had been “free, fair and transparent.” Nevertheless the election saw many complaints about voter registration processes and media biases, with ANFREL calling for an independent investigation. The opposition lawmakers refused to take their seats, demanding an investigation into alleged election irregularities. Anti-government forces staged several large protests over many months, accusing the Prime Minister of rigging the vote.<sup>36</sup> Cambodia scored the 5th worst rating by PEI, especially poor in voting registration.

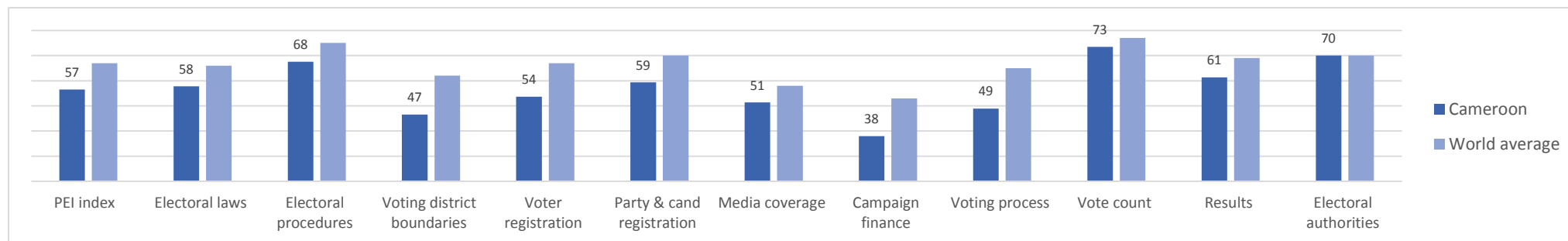
Largest Parties		Leader	#Seats	Change # seats	% Seats	# Votes	% Votes	In government
Cambodian People's Party	CPP	HUN Sen	68	-22	55.3	3235969	48.9	No Change
Cambodian National Rescue Party	CNRP	SAM Rainsy	55	26	44.7	2946176	44.5	No Change
Valid votes/turnout						Total valid votes cast:	6616110	Turnout: 68.4
Source:	National Election Commission of Cambodia <a href="http://www.necelect.org.kh/nec_khmer/index.php?option=com_content&amp;view=article&amp;id=1158&amp;Itemid=348">http://www.necelect.org.kh/nec_khmer/index.php?option=com_content&amp;view=article&amp;id=1158&amp;Itemid=348</a>							

# Cameroon

**Election for:** National Assembly on 30 September 2013

**Electoral authority:** <http://www.elecam.cm/>

**PEI Evaluations:** Low integrity **PEI Rank:** 49



## Highlights

Cameroon is a one party dominant state with the Cameroon People's Democratic Movement in power. Opposition parties are allowed, but are widely considered to have no real chance of gaining power. Previous contests have been deeply flawed.<sup>37</sup> The elections for the National Assembly (Assemblée Nationale) took place on 30 September 2013 in Cameroon. The contest was to renew all 180 seats in the National Assembly, and involved 34 single-member districts where candidates are elected by plurality vote and 146 multi-member districts with 2-7 members. The results saw an overwhelming victory of the ruling Cameroon People's Democratic Movement (RPDC), which won 148 out of 180 seats. The main opposition party, the Social Democratic Front, won 18 seats, with other parties splitting the remaining 14 seats. The elections on 30 September took place following a series of electoral reform demanded by the opposition. The opposition noted significant irregularities that could have an impact on the final outcome, but all the calls for partial or complete rerun were rejected by the Supreme Court. The head of the Cameroonian elections regulator acknowledged a few cases of malpractice, but suggested they were all "marginal."<sup>38</sup> A political analyst also noted the discrepancy between the ruling party and the opposition, suggesting that the elections were "greatly unequal."<sup>39</sup> He also noted reports of electoral irregularity, including fake voter cards, unfair boundaries, or potential bias of electoral authorities. Nevertheless, the elections were also noted for being peaceful, and for increasing women representation in the National Assembly from 13.8% to 31.1% Cameroon scored most poorly in PEI for campaign finance.

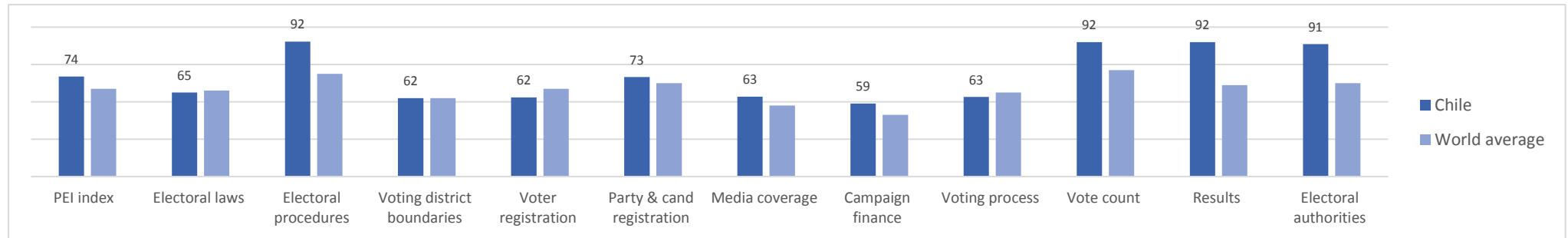
Largest Parties	Leader	#Seats	Change # seats	% Seats	# Votes	% Votes	In government
Cameroon People's Democratic Movement	CPDM	148	-5	82.2			No Change
Social Democratic Front	SDF	18	2	10.0			No Change
National Union for Democracy and Progress	UNDP	5	-1	2.8			No Change
Cameroon Democratic Union	UDC	4	0	2.2			No Change
Union of the Peoples of Cameroon	UPC	3	3	1.7			No Change
Valid votes/turnout				Total valid votes cast:	4023293	Turnout: 76.8	
Source:	Inter-Parliamentary Union <a href="http://www.ipu.org/parline-e/reports/2053_E.htm">http://www.ipu.org/parline-e/reports/2053_E.htm</a>						

# Chile

**Election for:** President on 15 December 2013

**Electoral authority:** <http://www.servel.cl/>

**PEI Evaluations:** High integrity **PEI Rank:** 17



## Highlights

The first round Chilean election was held on Sunday 17th of November where the presidency, deputies, some senators and members of the regional boards were at stake. In this round, 9 presidential candidates competed. The second round election was on Sunday 15th of December. Since none of the presidential candidates reached 50% of the votes in the first round, the second round run-off election confronted Michelle Bachelet (from the Socialist Party) against Evelyn Matthei from the Independent Democratic Union, UDI).<sup>40</sup> Former President Bachelet was the leader of the coalition New Majority, which included the Socialist Party, the Christian Democrats, and Communists, while Matthei was the candidate for the UDI. Bachelet won in the second round by 62.2% of the vote against 37.7% for Matthei. Her campaign focused on policies designed to reduce the gap between rich and poor. Turnout was low.<sup>41</sup> PEI experts evaluated Chile as high integrity with particularly positive ratings for electoral authorities, the vote count, and results.

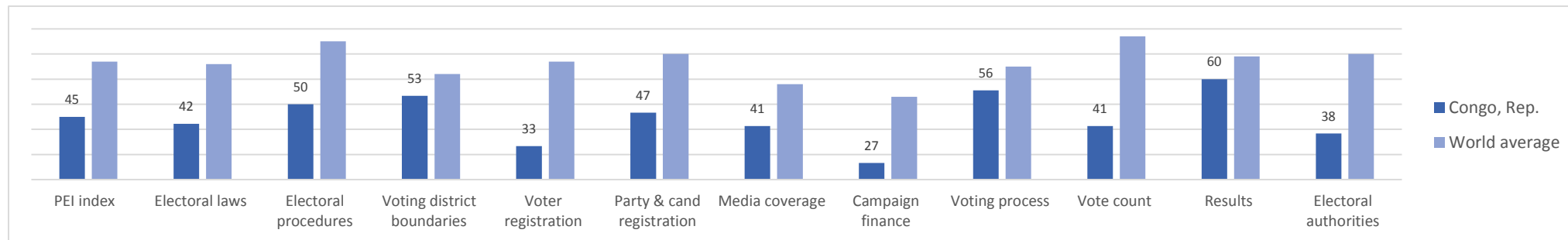
Largest Parties		Leader	#Seats	Change # seats	% Seats	# Votes	% Votes	In government
New Majority coalition/Socialist Party of Chile	PS	Michelle BACHELET				3468389		Enter
Independent Democratic Union	UDI	Evelyn MATTHEI				2111306		Exit
Valid votes/turnout					Total valid votes cast:	5579695	Turnout:	
Source:	IFES Election Guide <a href="http://www.electionguide.org/elections/id/2292/">http://www.electionguide.org/elections/id/2292/</a>							

# Congo, Republic of

**Election for:** National Assembly on 15 July and 5 August 2012

**Electoral authority:**

**PEI Evaluations:** Low integrity **PEI Rank:** 71



## Highlights

The Republic of Congo is a one party predominant system governed by President Denis Sassou-Nguesso for the Congolese Labor Party facing a weak and fragmented opposition. President Sassou-Nguesso first came to power in 1979 with military support. In the July 2012 contests, members of the National Assembly were elected to serve 5-year terms by majority vote using a 2nd ballot electoral system in 139 single-member constituencies. In line with previous elections, the Congolese Labor Party and its allies won an overwhelming majority of seats, 117 out of 139. The Congolese Movement for Democracy and Integral Development and former president Pascal Lissouba’s Pan-African Union for Social Democracy (UPADS) each won 7. Independent candidates won 12 seats, and ten parties split the remaining 21 seats. Three seats remained vacant. Following the elections, UPADS issued a statement calling them illegitimate and part of an effort to pack the Assembly with enough Sassou-Nguesso supporters to amend the constitution to allow for his reelection in 2016. Freedom House noted that “The elections were marred by accusations of fraud, low voter turnout, and postelection violence.”<sup>42</sup> Observers noted administrative violations, such as poor choice of location for polling stations, officials arriving late, or a cumbersome registration process. There were also allegations of some party and candidate agents acting as election officials at the polling stations. Turnout was relatively low. PEI experts ranked the country low in electoral integrity, with problems of campaign finance and voter registration.

Largest Parties	Leader	#Seats	Change # seats	% Seats	# Votes	% Votes	In government
Congolese Workers Party	PCT	89	45	64.0			No Change
Congolese Movement for Democracy and Integral Development		7	-4				
Pan-African Union for Social Democracy	UPADS	7	-4				
Independent candidates		12	12				
Valid votes/turnout				Total valid votes cast:		Turnout:	
Source:	Inter-Parliamentary Union <a href="http://www.ipu.org/parline-e/reports/2071_E.htm">http://www.ipu.org/parline-e/reports/2071_E.htm</a>						

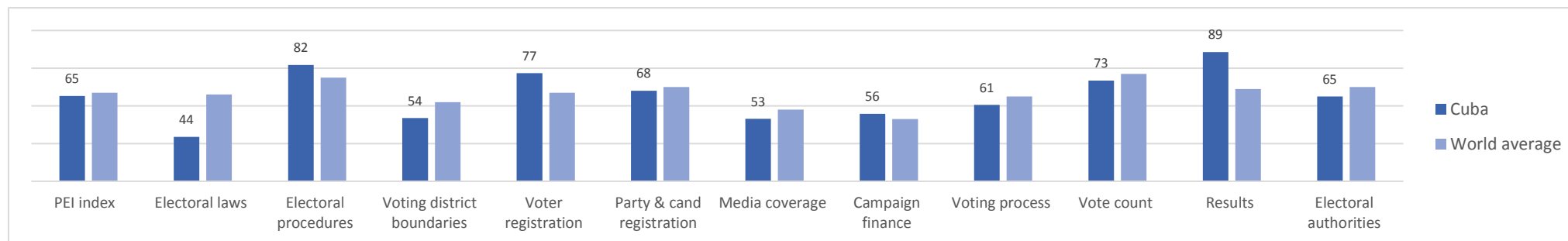


# Cuba

**Election for:** National Assembly of People's Power on 3 February 2013

**Electoral authority:**

**PEI Evaluations:** Moderate integrity **PEI Rank:** 32



## Highlights

Cuba is a one-party Communist state. On 3rd February 2013, 614 members of the unicameral National Assembly of People's Power (Asamblea Nacional del Poder Popular) were elected to serve 5-year terms. The National Candidature Commission nominates candidates, of which half have to be municipal councillors, whilst the remaining half are proposed by assemblies composed of members of the Committees for the Defense of the Revolution and groups representing farmers, students, women, workers and young people. Candidates do not have to be a member of the Communist Party to stand. After nomination by the National Candidature Commission, only one candidate contested each constituency. Members are required to get an absolute majority (50%+) of votes in single-member constituencies to be elected. If they fail to do so, the seat is left vacant. The Communist Party of Cuba is the only party allowed by law and no other parties are allowed to campaign. The entire process is devoid of party slogans, ads or logos. Despite the lack of party choice, turnout was 91%. Human Rights watch noted that: 'Cuba remains the only country in Latin America that represses virtually all forms of political dissent.'<sup>43</sup> Amnesty International's 2013 report on Cuba noted that "Peaceful demonstrators, independent journalists and human rights activists were routinely detained for exercising their rights to freedom of expression, association and assembly. Many were detained and others were subjected to acts of repudiation by government supporters.... A number of measures were used to stop or penalize activities by political opponents. Many attempting to attend meetings or demonstrations were detained or prevented from leaving their homes. Political opponents, independent journalists and human rights activists were routinely denied visas to travel abroad."<sup>44</sup> By contrast, however, Cuba was ranked as moderate in integrity by PEI experts, although weakest on electoral laws.

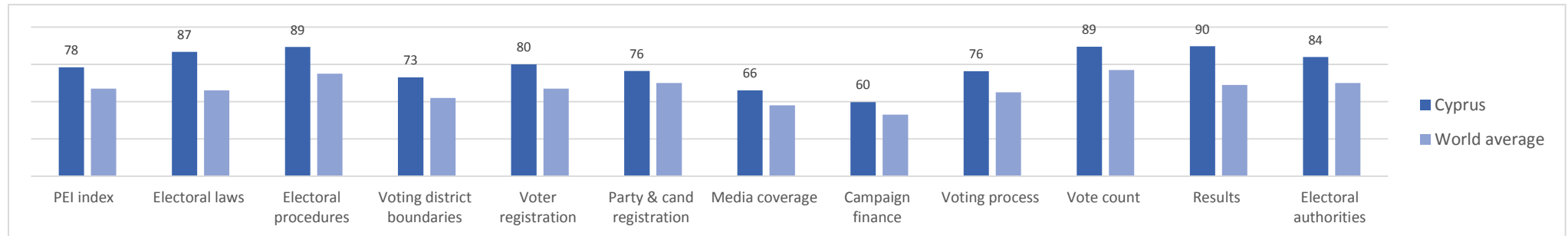
Largest Parties	Leader	#Seats	Change # seats	% Seats	# Votes	% Votes	In government
Communist Party of Cuba	PCC Raúl CASTRO Ruz	614	0	100.0	7404422	95.3	No Change
Valid votes/turnout					Total valid votes cast:	7768988	Turnout: 91.3
Source:	IFES Election Guide <a href="http://www.electionguide.org/elections/id/1651/">http://www.electionguide.org/elections/id/1651/</a>						

# Cyprus

**Election for:** President on 24 February 2013

**Electoral authority:** <http://www.moi.gov.cy>

**PEI Evaluations:** High integrity PEI Rank: 12



## Highlights

The Cypriot presidential election on 17<sup>th</sup> February 2014 used a two-round second ballot majoritarian electoral system. Eleven candidates stood in the first round. Nicos Anastasiades of the Democratic Rally (DISY) party faced off with AKEL's (Progressive Party of Working People) Stavros Malas in the second round on 24th February. The main issue of the election was the controversial EU debt bailout. The left-leaning AKEL party fielded Malas as a replacement for outgoing incumbent president Demetris Christofias and remained apprehensive of bailout conditionalities, Anastasiades exhibited a staunch pro-austerity stance.<sup>45</sup> Anastasiades attained victory with 57.5% of the vote. Turnout was 81.6%.<sup>46</sup> Based on a pre-election NEEDS assessment, OSCE/ODIHR voiced 'full confidence [...] in the integrity of the electoral process and in the professionalism and impartiality of the election administration' and did not see the need for any election-day observation.<sup>47</sup> Some gaps in campaign media regulation and party/campaign finance were noted. PEI experts rated the quality of elections positively in Cyprus.

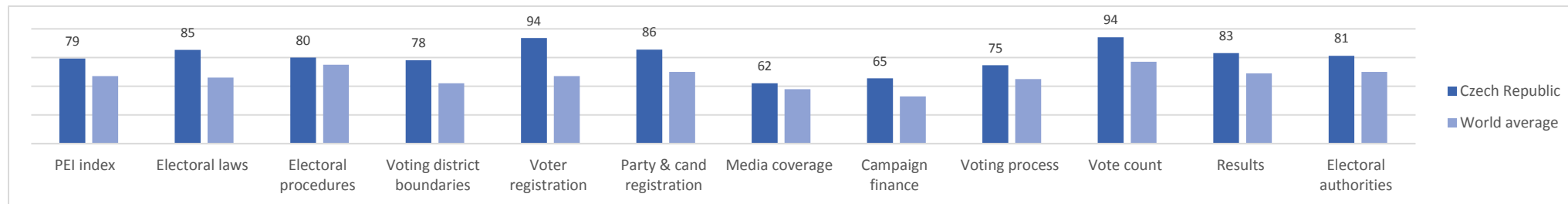
Largest Parties	Leader	#Seats	Change # seats	% Seats	# Votes	% Votes	In government
Democratic Rally - Democratic Party	DISY-D Nikos ANASTASIADES				236965	57.5	
Independent	Stavros MALAS				175267	42.5	
Valid votes/turnout				Total valid votes cast:	412232	Turnout: 81.6	
Source:	IFES Election Guide <a href="http://www.electionguide.org/elections/id/2267/">http://www.electionguide.org/elections/id/2267/</a>						

# Czech Republic

**Election for:** Senate on 12 October 2012

**Electoral authority:** <http://www.volby.cz/>

**PEI Evaluations:** High integrity **PEI Rank:** 8



## Highlights

The Czech Republic has a bicameral Parliament (Parlament) including an 81-seat Senate (Senat) and a 200-seat Chamber of Deputies (Poslanecka Snemovna). 27 Senators are elected every two years to serve 6-year terms by absolute majority vote in single-member constituencies. The opposition Czech Social Democratic Party (CSSD) won almost half (13) of the seats at stake in this election and thereby increased its Senate majority to 46 seats. Turnout was low at 36.9%, down from 42% in 2006. The Senate elections were rated high in quality by PEI experts.

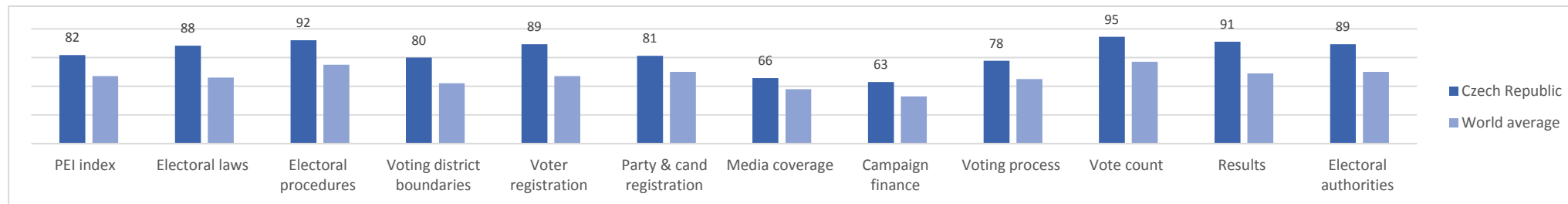
Largest Parties		Leader	#Seats	Change # seats	% Seats	# Votes	% Votes	In government
Czech Social Democratic Party	ČSSD	Bohuslav SOBOTKA	13	1	48.1	199957	22.7	No Change
Communist Party of Bohemia and Moravia	KSČM	Vojtěch FILIP	1	1	3.7	153335	17.4	No Change
Valid votes/turnout					Total valid votes cast:	879222	Turnout: 34.9	
Source:	IFES Election Guide <a href="http://www.electionguide.org/elections/id/1039/">http://www.electionguide.org/elections/id/1039/</a>							

# Czech Republic

**Election for:** President on 25 January 2013

**Electoral authority:** <http://www.volby.cz/>

**PEI Evaluations:** High integrity **PEI Rank:** 12



## Highlights

Following a constitutional amendment in 2012, the Czech presidency was determined by direct elections for the first time in January 2013. The President serves a five-year term and can be reelected once. In the first round, held on January 11–12, former prime minister Miloš Zeman (Party of Civic Rights) won 24% of the vote; Foreign Minister Karel Schwarzenberg, (Tradition Responsibility Prosperity 09) 23%; independent candidate and former prime minister Jan Fischer 16%; and Czech Social Democratic Party candidate Jiří Dienstbier, 16%. Five other candidates split the remaining 21%. In a runoff election held on January 25–26 2013, Zeman defeated Schwarzenberg 55% to 47%. An OSCE mission observed the first (but not the second) round of voting and concluded, “The election was professionally organized and enjoyed a high level of public confidence.”<sup>48</sup> The presidential election was also regarded positively by PEI experts.

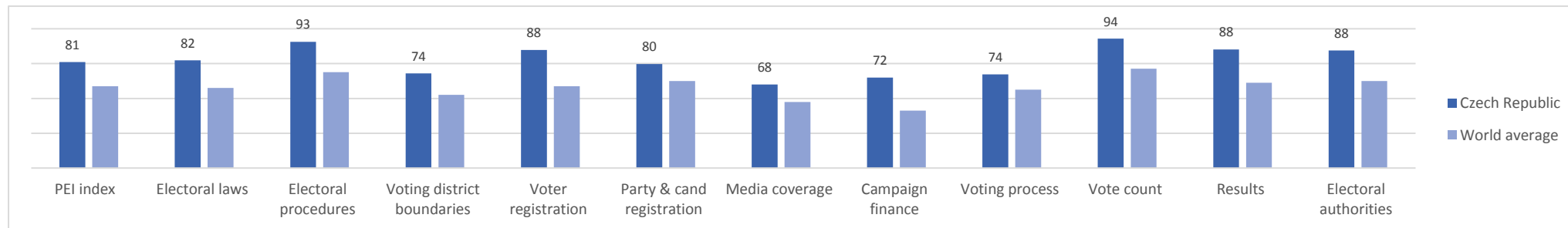
Largest Parties		Leader	#Seats	Change # seats	% Seats	# Votes	% Votes	In government
Party of Civic Rights – Zemanovci	SPOZ	Milos ZEMAN				2717405	54.8	No Change
Tradition Responsibility Prosperity 09	TOP 09	Karel SCHWARZENBERG				2241171	45.2	No Change
Valid votes/turnout					Total valid votes cast:	4958576	Turnout: 59.1	
Source:	IFES Election Guide <a href="http://www.electionguide.org/elections/id/2261/">http://www.electionguide.org/elections/id/2261/</a>							

# Czech Republic

**Election for:** Legislative on 25 October 2013

**Electoral authority:** <http://www.volby.cz/>

**PEI Evaluations:** High integrity PEI Rank: 5



## Highlights

This election was for 200 seats in the lower house Chamber of Deputies, which serves for a four-year term. The previous government was elected in 2010 and did not need to call elections for four months; however in June 2013 Prime Minister Petr Nečas resigned after a scandal involving alleged corruption, a love affair and the abuse of the secret service.<sup>49</sup> The subsequent caretaker government of prime minister Jiří Rusnok lost a confidence vote on August 7th, and President Zeman dissolved the lower house on August 13, 2013. Representatives in the Chamber of Deputies are elected to a four-year term in a flexible list PR system where votes are tabulated using the D'Hondt method with a 5% threshold for a party to sit in the Chamber of Deputies. The election had a 59% turnout and it failed to produce a clear winner.<sup>50</sup> The Czech Social Democratic Party lost six seats from the previous 2010 election, the new ANO party (a new populist party led by billionaire businessman Andrej Babis) finished second with 50 seats—much better than predicted.<sup>51</sup> Forming a coalition government took several months over a number of, but eventually the left-wing Social Democrats led by Bohuslav Sobotka formed a government with ANO and the Christian Democrats.<sup>52</sup> The contest was given a positive evaluation in the PEI survey.

Largest Parties		Leader	#Seats	Change # seats	% Seats	# Votes	% Votes	In government
Czech Social Democratic Party	ČSSD	Bohuslav SOBOTKA	50	-6	25.0	1016829	20.5	Enter
ANO 2011	ANO	Andrej BABIŠ	47	47	23.5	927240	18.7	Enter
Communist Party of Bohemia and Moravia	KSČM	Vojtěch FILIP	33	7	16.5	741044	14.9	
TOP 09	TOP 09	Karel SCHWARZENBERG	26	-15	13.0	596357	12.0	
Valid votes/turnout					Total valid votes cast:	4969984	Turnout: 59.4	

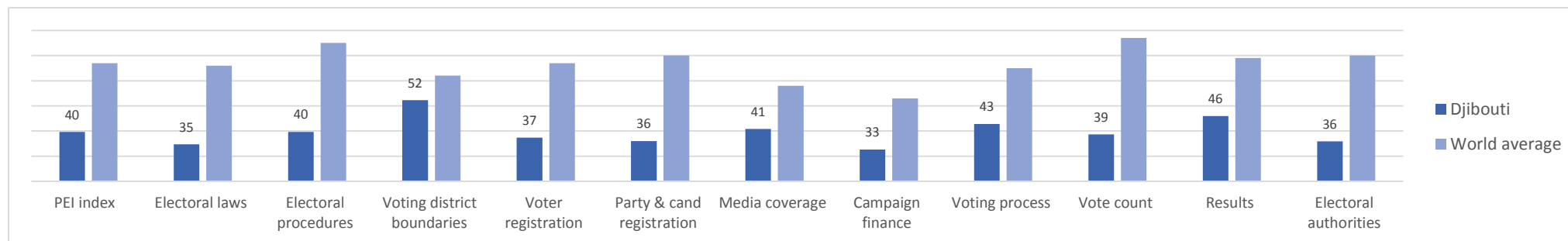
Source: IFES Election Guide <http://www.electionguide.org/elections/id/558/>

# Djibouti

**Election for:** National Assembly on 22 February 2013

**Electoral authority:** <http://www.ceni.dj/>

**PEI Evaluations:** Low integrity **PEI Rank:** 72



## Highlights

In the National Assembly (Assemblée nationale), 52 members are elected by plurality vote in multi-member constituencies to serve 5-year terms and 13 members are elected by proportional representation. President Ismail Omar Guelleh has effectively presided over a one-party state since coming to power in 1999. In elections held on February 22 for the 65-seat National Assembly, President Ismail Omar Guelleh's Union for the Presidential Majority (UPM) won 61 percent of the vote and 43 seats. The Union for National Salvation (USN), a recently formed bloc of opposition parties that had boycotted the 2008 National Assembly elections and the 2011 presidential election, won 36 percent of the vote and 21 seats. The Center for Unified Democrats, a recently formed party, won 3 percent of the vote and 1 seat. When preliminary results were announced early in the morning after the election, a spokesperson for the USN charged that the UPM had rigged the elections and called for demonstrations. The arrest of several opposition leaders charged with inciting violence sparked further demonstrations in the capital and clashes between protesters and police. Nevertheless the heads of the observer missions of the African Union, the Arab League, the Organization of Islamic Conference and IGAD said that "the parliamentary elections gave the Djibouti people the opportunity to express their opinion freely" and the head of the AU mission said that the election took place "in a transparent and acceptable manner". The contest was seen as low integrity by PEI experts, especially concerning election laws and campaign finance.

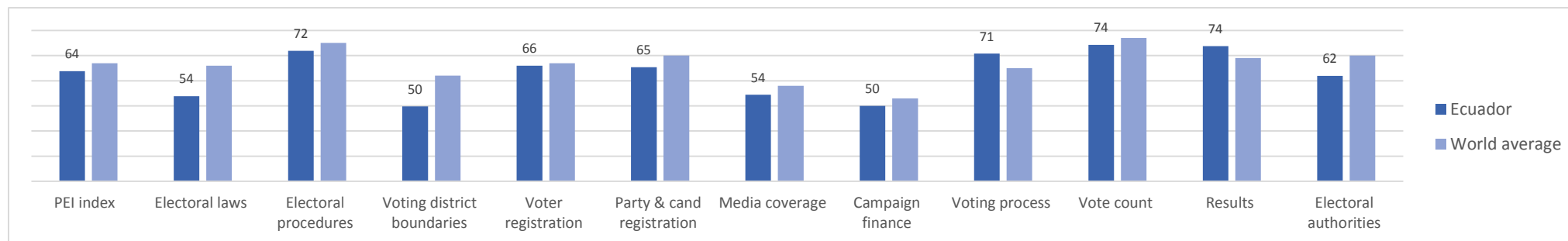
Largest Parties		Leader	#Seats	Change # seats	% Seats	# Votes	% Votes	In government
Union for a Presidential Majority	UMP	Ismail Omar GUELLEH	43	-22	66.2	73817	61.5	No Change
Union for National Salvation	USN	Ahmed Youssouf HOUMED	21	21	32.3	42721	35.6	No Change
Centre for Unified Democrats	CDU	Omar Elmi KHAIREH	1	1	1.5	3554	3.0	No Change
Valid votes/turnout						Total valid votes cast:	120092	Turnout: 69.2
Source:	IFES Election Guide <a href="http://www.electionguide.org/elections/id/1654/">http://www.electionguide.org/elections/id/1654/</a>							

# Ecuador

**Election for:** President on 17 February 2013

**Electoral authority:** <http://www.cne.gob.ec/>

**PEI Evaluations:** Moderate integrity PEI Rank: 35



## Highlights

The President of the Republic and his vice-president are elected by majority vote for a four-year term. The National Congress (Congreso Nacional) has 100 members elected for a four-year term in the 22 provinces. In total, 15 members are elected through open-list proportional representation system, 116 members are elected by plurality vote in multi-member constituencies, and 6 members are elected by majority vote in multi-member constituencies. In the February 17 2013 presidential election, incumbent Rafael Correa of the Alianza País (AP) won with 57 percent of the vote. Guillermo Lasso of the CREO Movement won 23 percent, and former president Lucio Gutiérrez of the January 21 Patriotic Society Party (PSP) won 7 percent. No other candidate won more than 4 percent. In elections held the same day for the 137-member National Assembly, the AP won 52 percent and 91 seats, while CREO won 11 percent and 12 seats. The Social Christian Party won 9 percent; the PSP, 6 percent; and the Multinational Union of the Left, 5 percent. Each won 6 seats. Smaller parties split the remaining 16 seats. Ecuador's election was regarded positively in the PEI survey.

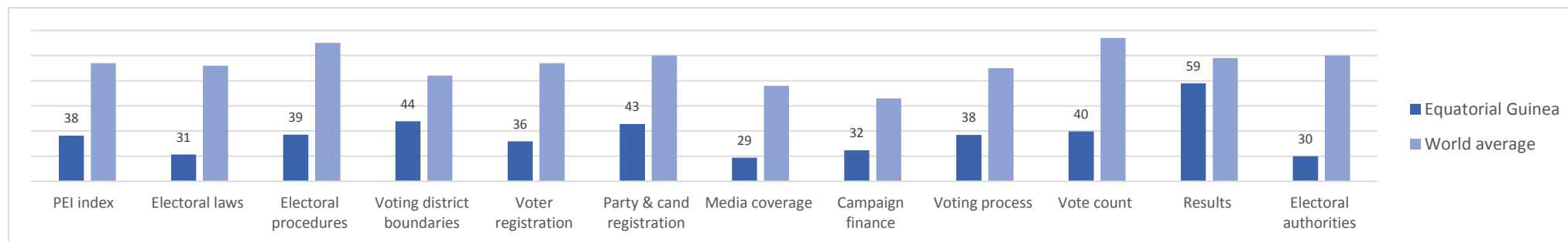
Largest Parties	Leader	#Seats	Change # seats	% Seats	# Votes	% Votes	In government
PAIS Alliance	AP Rafeal Vicente CORREA Delgado				4918482	57.2	No Change
Creating Opportunities Movement	Guillermo Alberto Santiago LASSO Mendoza				1951102	22.7	No Change
Societal Movement for More United Action	SUMA Mauricio RODAS Espinel				335532	3.9	No Change
Multinational Union of the Left	Alberto ACOSTA Espinosa				280539	3.3	No Change
Rupture	Norman Stef WRAY Reyes				112525	1.3	No Change
Valid votes/turnout				Total valid votes cast:	8603805	Turnout: 81.1	
Source:	IFES Election Guide <a href="http://www.electionguide.org/elections/id/2265/">http://www.electionguide.org/elections/id/2265/</a>						

# Equatorial Guinea

**Election for:** House of People's Representatives on 26 May 2013

**Electoral authority:**

**PEI Evaluations:** Low integrity **PEI Rank:** 73



## Highlights

Equatorial Guinea is a one-party predominant electoral autocracy which has been ruled since 1979 by President Teodoro Obiang Nguema Mbasogo's Democratic Party of Equatorial Guinea (PDGE). President Obiang Nguema has been elected in a series of contests with a reported 96-98 % of the vote. The May 26 2013 general elections in Equatorial Guinea were for the 100-seat Chamber of People's Representatives and for 55 seats in the 70-member Senate. In the Senate (Senado), 55 members are elected and 15 members are appointed by the President. In the House of People's Representatives (Camara de Representantes del Pueblo) 100 members are elected through a closed-list proportional representation system to serve 5-year terms. The Democratic Party of Equatorial Guinea of President Obiang Nguema announced that its coalition had won all but one seat in the Chamber and another in the Senate. Plácido Micó, the lone incumbent opposition member of parliament, called the vote "sham elections." Prior to the elections, Amnesty International criticized the arrest of opposition leaders for organizing protests. They expressed concern over several incidents of politically motivated arrests, ongoing harassment of the country's political opposition, voter intimidation, and the denial of free speech and other rights in the lead-up to the election.<sup>53</sup> They note that enforced disappearances, arbitrary arrest and confinement of political opponents still prevail throughout Equatorial Guinea.<sup>54</sup> The African Union Observer Mission highlighted several technical irregularities in the electoral process, including lack of transparency with opposition parties and civic society observers rarely present in polling stations, no voter identity checks, some early closure of polling stations, late training of poll workers and unsealed ballot boxes, and the absence of ballots of opposition parties in some polling stations.<sup>55</sup> PEI experts regarded the contest as low in integrity, with a weak performance across the board.

Largest Parties	Leader	#Seats	Change # seats	% Seats	# Votes	% Votes	In government
Democratic Party of Equatorial Guinea and Allies	PDGE Teodoro OBIANG NGUEMA MBASOGO	99	0	99.0			
Valid votes/turnout					Total valid votes cast:		Turnout:
Source:	Inter-Parliamentary Union <a href="http://www.ipu.org/parline-e/reports/2101_E.htm">http://www.ipu.org/parline-e/reports/2101_E.htm</a>						

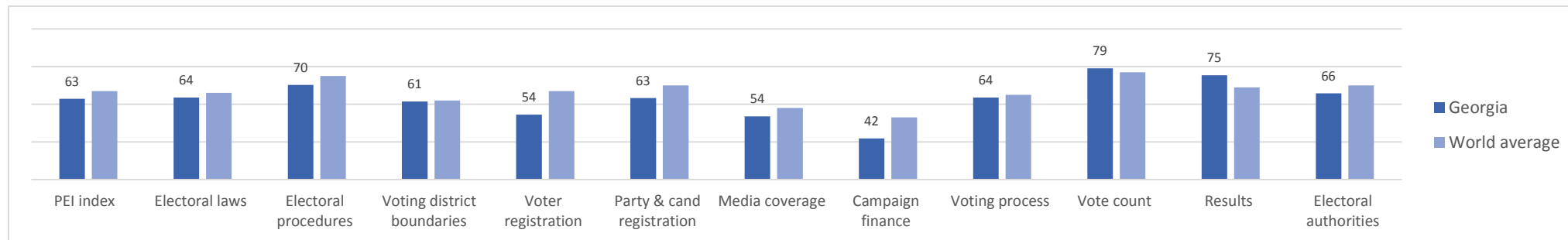


# Georgia

**Election for:** Parliament on 1 October 2012

**Electoral authority:** [http://www.cec.gov.ge/index.php?sec\\_id=1&lang\\_id=ENG](http://www.cec.gov.ge/index.php?sec_id=1&lang_id=ENG)

**PEI Evaluations:** Moderate integrity **PEI Rank:** 41



## Highlights

In the seventh parliamentary race since Georgian independence, 150 seats were open for election in a mixed electoral system. Out of the 150 seats, 77 were allocated proportionally to party lists, while 73 were contested in single-member constituencies. The opposition Bidzina Ivanishvili’s Georgian Dream coalition won 55 percent of the vote and 85 seats. President Mikheil Saakashvili’s United National Movement won 40 percent of the vote and 65 seats. No other party cleared the 5-percent threshold required to earn seats in Parliament. The campaign period was characterized as polarized but only a few incidents of violence and harassment of candidates occurred. Access to media for opposition parties was significantly improved from earlier elections. Citizen observer organizations were active throughout the electoral process, and authorities were receptive to their involvement. Some of these observers displayed political bias in several instances and interfered in the process in some polling stations. The parliamentary election was regarded as moderate in integrity by PEI experts but weakest in campaign finance.

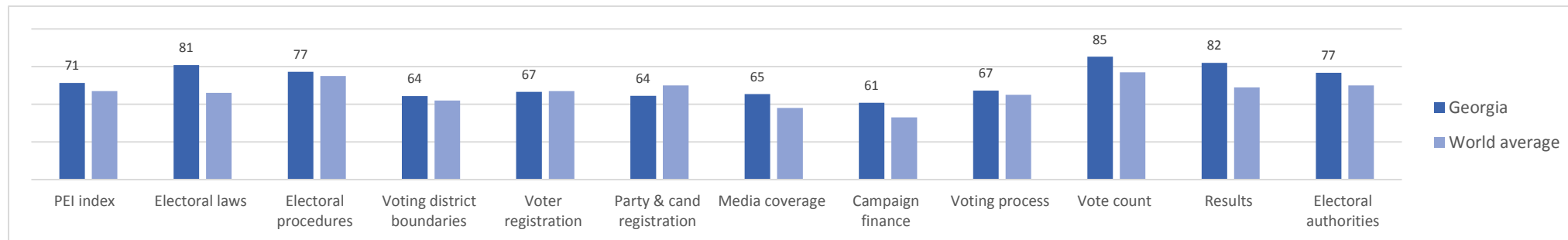
Largest Parties	Leader	#Seats	Change # seats	% Seats	# Votes	% Votes	In government
Georgian Dream	Bidzina IVANISHVILI	85	85	56.7	1181862	54.9	Enter
United National Movement	ENM Mikheil SAAKASHVILI	65	-65	43.3	867432	40.3	Exit
Valid votes/turnout					Total valid votes cast:	2152787	Turnout: 61.3
Source:	IFES Election Guide <a href="http://www.electionguide.org/elections/id/1638/">http://www.electionguide.org/elections/id/1638/</a>						

# Georgia

**Election for:** President on 27 October 2013

**Electoral authority:** [http://www.cec.gov.ge/index.php?sec\\_id=1&lang\\_id=ENG](http://www.cec.gov.ge/index.php?sec_id=1&lang_id=ENG)

**PEI Evaluations:** High integrity PEI Rank: 23



## Highlights

Presidential elections were held in Georgia on 27 October 2013. President Saakashvili was constitutionally barred from running for a third consecutive term. The elections were held under a two-round majoritarian electoral system. The Georgian Dream coalition selected Giorgi Margvelashvili, deputy prime minister, as their presidential candidate. The result of the election was a clear first-round majority for Margvelashvili with 62% of the vote. Bakradze, his nearest rival, polled 22%. The OSCE observer mission preliminary stated that the election was "efficiently administered, transparent and took place in an amicable and constructive environment." NDI reported that the contest 'represented further progress toward electoral democracy' although they also noted some challenges concerning minority rights, polarization, and a politicization of electoral institutions.<sup>56</sup> PEI experts rated the presidential contest more highly than the legislative elections with a solid performance across the indicators.

Largest Parties	Leader	#Seats	Change # seats	% Seats	# Votes	% Votes	In government
Georgian Dream – Democratic Georgia	Giorgi MARGVELASHVILI				1012214	62.1	
United National Movement	David BAKRADZE				354206	21.7	
Democratic Movement – United Georgia	Nino BURJANADZE				165933	10.2	
Christian-Democratic Movement	Giorgi TARGAMADZE				46958	2.9	
Georgian Labour Party	Shalva NATELASHVILI				17343	1.1	
Valid votes/turnout				Total valid votes cast:	1629684	Turnout: 47.0	

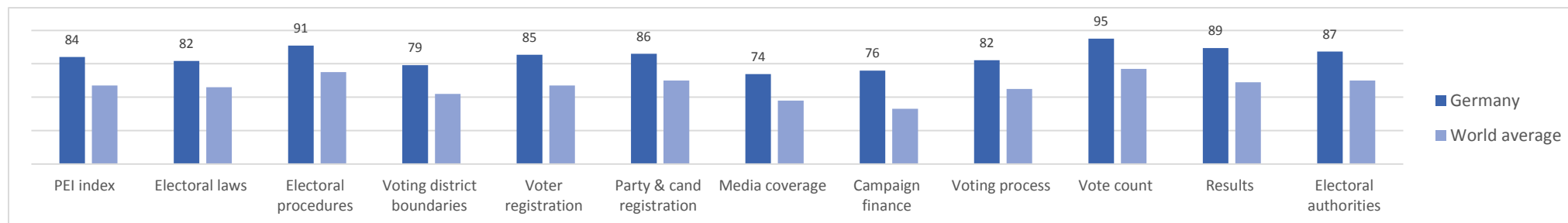
Source: IFES Election Guide <http://www.electionguide.org/elections/id/2287/>

# Germany

**Election for:** Federal Parliament on 22 September 2013

**Electoral authority:** <http://www.bundeswahlleiter.de/en/index.html>

**PEI Evaluations:** High integrity **PEI Rank:** 2



## Highlights

Members of the German federal diet (Bundestag) were elected on 9 September 2013 according to a mixed-member proportional electoral system. Of at least 598 seats, 299 are determined under a plurality (first-past-the post) system. At least 299 more seats are determined through a proportional representation system in 16 multi-member constituencies, corresponding to the federal Länder. Seats under PR are assigned according to the Sainte-Laguë/Schepers method. Each citizen has two votes: the first for direct constituency candidate (plurality system), and the second for a party list. An electoral system reform was implemented shortly before the election after the constitutional court deemed that so-called 'overhand seats' gained from the direct votes need to be compensated by increasing each party's overall seats, in order not to disadvantage smaller parties. The campaign lacked substantial ideological or policy differences, with Chancellor Merkel enjoying high popularity due to Germany's economic performance in the face of the European financial crisis.<sup>57</sup> Her CDU/CSU coalition gained their best result since 1990, with 51% of the seats. Yet, their former coalition partner, the Free Democrats (FDP) failed to achieve at least 5% of the proportional vote and was thus not eligible for parliamentary seats. The FDP's collapse at the polls meant a return to a 'grand coalition' with the former opposition Social Democrats. The SPD gained five out of 16 ministries.<sup>58</sup> The newly formed anti-Euro party Alternative für Deutschland (AfD) failed to reach the 5% threshold as well. OSCE observers noted a high degree of professionalism in election administration and high public trust in the integrity of elections.<sup>59</sup> Some recommendations for increased party finance transparency were also made. The PEI survey rated Germany the 2nd highest in electoral integrity in the contests under comparison with no major problems.

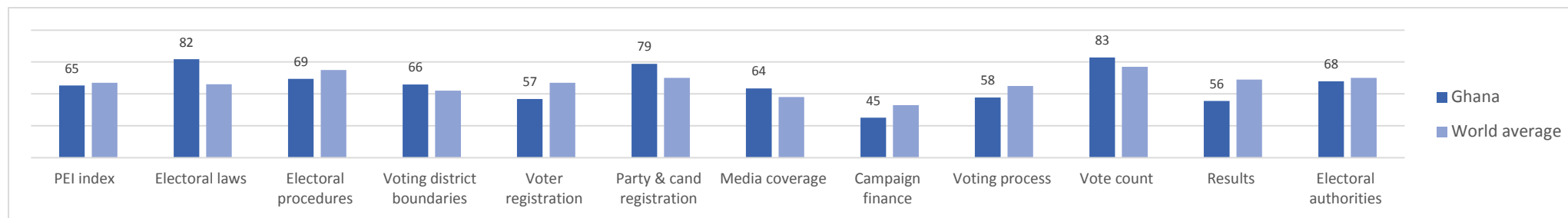
Largest Parties		Leader	#Seats	Change # seats	% Seats	# Votes	% Votes	In government
Democratic Union of Germany / Christian Social Union of Bavaria	CDU/CSU	Angela MERKEL and Horst SEEHOFER	311	72	49.3	18157256	41.5	No Change
Social Democratic Party of Germany	SPD	Peer STEINBRÜCK	193	47	30.6	11247283	25.7	Enter
The Left		Katja KIPPING and Bernd RIEKING	64	-12	10.1	3752577	8.6	No Change
Alliance '90/The Greens		Katrin GÖRING and Jürgen TRITIN	63	-5	10.0	3690314	8.4	No Change
Valid votes/turnout						Total valid votes cast:	43702474	Turnout: 71.5
Source:	IFES Election Guide <a href="http://www.electionguide.org/elections/id/555/">http://www.electionguide.org/elections/id/555/</a> and The German Federal Returning Officer							

# Ghana

**Election for:** President on 7 December 2012

**Electoral authority:** <http://www.ec.gov.gh/>

**PEI Evaluations:** Moderate integrity **PEI Rank:** 33



## Highlights

Ghana has often been hailed as one of West Africa’s most successful democracies although scholars have charged that the 2008 elections were flawed by inflated voters’ register and electoral fraud perpetrated by the two Major parties, NPP and NDC, in their strongholds in the Ashanti and Volta Regions respectively.<sup>60</sup> In Ghana’s 6th elections since the restoration of democracy in 1992, 200 members of Parliament were elected by plurality vote in single-member constituencies to serve 4-year terms. The legislative elections were held concurrently with the Presidential election. Since 2008, major redistricting took place, adding a total of 45 new constituencies. 1,300 candidates contested the seats. The campaign was generally peaceful, though characterized by a vigorous competition between the two leading parties, with occasional incidents of tensions between different party supporters. A biometric registration system was used, and turnout was high. Observers from the Coalition of Domestic Election Observers (CODEO), the Economic Community of West African States (ECOWAS) and the African Union (AU) all declared that the elections were, for the most part, free and fair. Observers regarded the overall process as transparent, although small problems were cited with the registration machines and late delivery of ballots. As a consequence the voting in some 431 affected polling places was extended to 8 December. Local observers and party agents were present during vote-counting and able to verify the tabulations. Some criticism was voiced over unfair allotment of airtime in the media. Another issue concerned the disqualification of Nana Konadu Agyeman Rawlings, leader of the newly formed National Democratic Party, due to errors in the documentation presented to the Electoral Commission. The contest was rated as moderate in integrity by PEI experts.

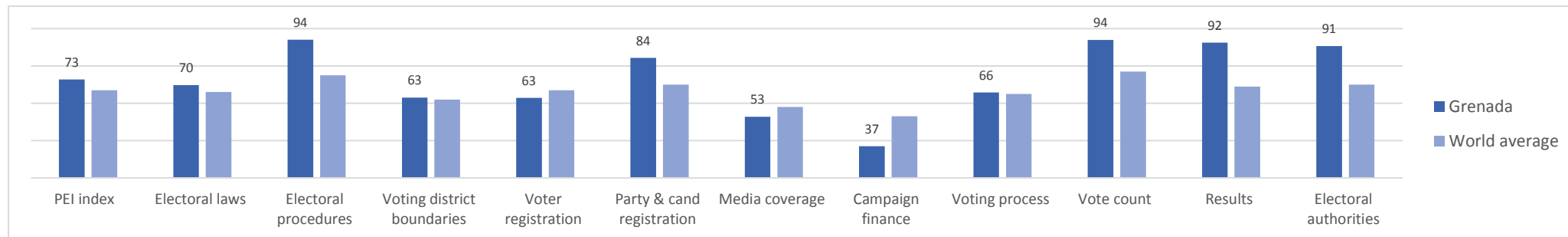
Largest Parties		Leader	#Seats	Change # seats	% Seats	# Votes	% Votes	In government
National Democratic Congress	NDC	John Dramani MAHAMA				5574761	50.7	
New Patriotic Party	NPP	Nana Addo Dankwa AKUFO-ADDO				5248898	47.7	
Progressive People’s Party	PPP	Papa Kwesi NDUOM				64362	0.6	
Great Consolidated Political Party	GCPP	Henry Herbert LARTEY				38223	0.3	
People’s National Convention	PNC	Ayariga HASSAN				24617	0.2	
Valid votes/turnout					Total valid votes cast:	10995262	Turnout: 79.4	
Source:	IFES Election Guide <a href="http://www.electionguide.org/elections/id/2254/">http://www.electionguide.org/elections/id/2254/</a>							

# Grenada

**Election for:** Parliament on 19 February 2013

**Electoral authority:**

**PEI Evaluations:** High integrity **PEI Rank:** 20



## Highlights

In Grenada, a general election was held on 19 Feb 2013 to renew all 15 seats in the Grenadian House of representatives. All members were elected in single-member districts by a first-past-the-post system. The campaign emphasized Grenada’s economic crisis, with 30% unemployment and high debt levels. The election saw a sweeping victory for the opposition New National Party (NNP), which won all 15 seats in the House of Representatives, returning Keith Mitchell, former prime minister from 1995 to 2008, to power. Observers’ reports from the Caribbean Community and Common Market and the Organization of American States noted the peaceful conduct of the elections, as well as the general lack of malpractice.<sup>61</sup> The observers also noted the high turnout (85%) in the election.<sup>62</sup> There were some concerns with bureaucratic issues and the lack of women in party lists, but these concerns were not regarded as major problems.<sup>63</sup> The fact that the main opposition, the center-left National Democratic Party, holds no seats in parliament, remains of concern. Overall, however, the contest was seen positively by PEI experts.

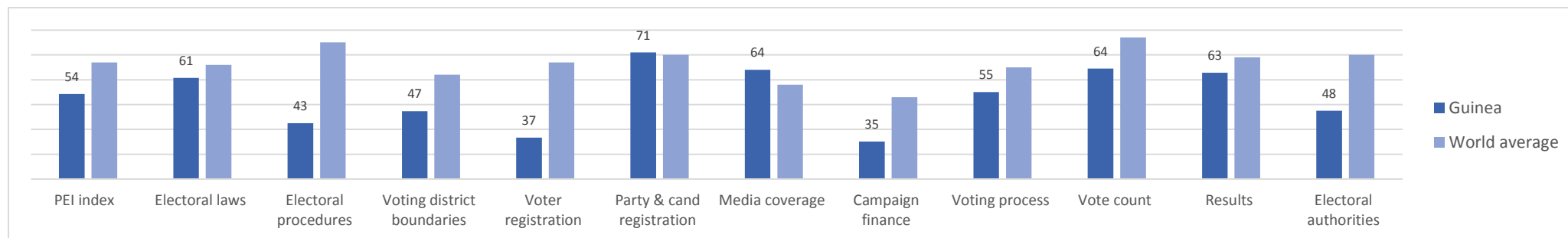
Largest Parties		Leader	#Seats	Change # seats	% Seats	# Votes	% Votes	In government
New National Party	NNP	Keith MITCHELL	15	11	100.0	32031	58.8	Enter
National Democratic Congress	NDC	Tillman THOMAS	0	-11	0.0	22160	40.7	Exit
Valid votes/turnout					Total valid votes cast:	54460	Turnout: 87.6	
Source:	IFES Election Guide <a href="http://www.electionguide.org/elections/id/537/">http://www.electionguide.org/elections/id/537/</a>							

# Guinea

**Election for:** National Assembly on 28 September 2013

**Electoral authority:** <http://www.ceniguinee.org/>

**PEI Evaluations:** Low integrity **PEI Rank:** 54



## Highlights

In total, 1,789 candidates from 31 political parties competed for 114 seats in Guinea’s National Assembly election of 28th September 2013. In its mixed member proportional electoral system, 38 MPs are elected by simple plurality in single-member constituencies. The remaining 76 MPs are determined by proportional representation from a nationwide list, and by using a national electoral quotient.<sup>64</sup> New parliamentary elections had been mandated by 2007 but they were postponed several times due to civil unrest. After a military coup in 2008, the military junta relinquished executive powers to president Alpha Condé, who won power in a controversial run-off election in 2010.<sup>65</sup> The parliamentary elections were subsequently postponed indefinitely by Condé, citing security concerns. The opposition criticized the composition of the election commission, but a restructuring of the commission into a bipartisan body<sup>66</sup>, and UN mediation brought about the final election date. The opposition still denounced the candidate registration process, and particularly the South African consultancy Waymark, which was subcontracted by the election commission to manage registration.<sup>67</sup> President Condé’s Rally of the Guinean People (RPG) gained a plurality of 53 seats, but failed to garner an absolute majority. The opposition alleged widespread fraud, especially in the capital Conakry, and claimed that the RPG should not have won more than 20%.<sup>68</sup> The election was marred by pre-election violence, which claimed at least 50 lives.<sup>69</sup> The European Union observer mission cited suspiciously high-rates of new voters and registration problems in several constituencies. Furthermore, the EU mission criticized the election commission for delaying the announcements of provisional results by almost three weeks, and for an unprofessional process of count vote count aggregation.<sup>70</sup> Despite numerous complaints, the supreme court refused to adjudicate these - citing lack of time and hard evidence – and confirmed the provisional results. The EU mission expressed regret in regards to the court’s stance.<sup>71</sup> Amidst these controversies, Condé retained his previous prime minister Mohamed Said Fofana and 19 out of 35 ministers in office.<sup>72</sup> Guinea was ranked poorly in the PEI survey, with problems of voter registration and political finance.

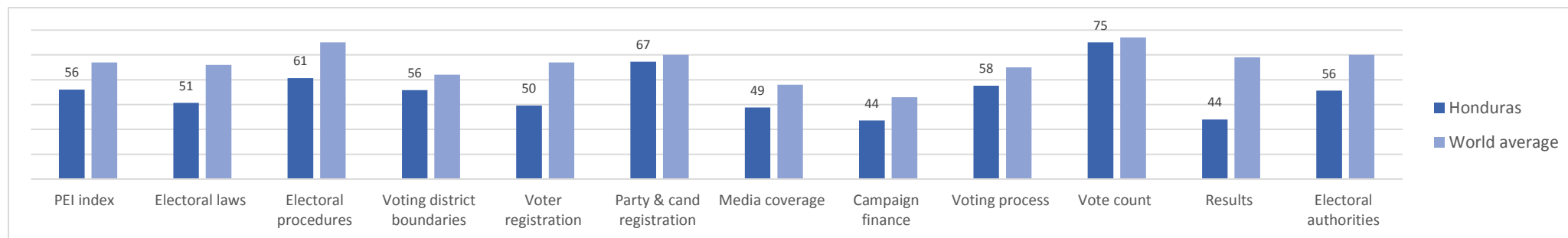
Largest Parties		Leader	#Seats	Change # seats	% Seats	# Votes	% Votes	In government
Rally of the Guinean People	RPG AR	Alpha CONDE	53	53	46.5	1468119	46.3	
Union of Democratic Forces of Guinea	UFDG	Cellou Dalein DIALLO	37	37	32.5	967173	30.5	
Union of Republican Forces	UFR	Sidya TOURE	10	10	8.8	222101	7.0	
Valid votes/turnout					Total valid votes cast:	3173384	Turnout: 64.4	
Source:	IFES Election Guide <a href="http://www.electionguide.org/elections/id/1672/">http://www.electionguide.org/elections/id/1672/</a>							

# Honduras

**Election for:** President on 24 November 2013

**Electoral authority:** <http://www.tse.hn/>

**PEI Evaluations:** Low integrity PEI Rank: 52



## Highlights

Honduras voted on November 24, 2013 for legislative and presidential elections. Former President Porfirio Lobo Sosa stood down as he was ineligible for re-election. Although the Honduran system is traditionally bipartisan, in this election, 8 candidates ran: Mauricio Villeda for the Liberal Party, Juan Orlando Hernández for the National Party, Xiomara Castro for the Liberty and Refoundation Party, Salvador Nasralla for the Anticorruption Party, Cristiano de Honduras (PDCH), Jorge Aguilar for the Innovation and Unity Party, Romeo Vásquez for the Patriotic Honduran Alliance, and Andrés Pavón for the Wide Political Front in Resistance.<sup>73</sup> Of the eight candidates, the leader of the Liberty and Refoundation party, Juan Orlando Hernández led with almost 37% of the vote while Xiomara Castro of the Partido Nacional won almost 29% of the vote. Around 5,3 million of Hondureans voted and turnout was above 61%.<sup>74</sup>

About 15000 national and 800 international observers were present in all the territory.<sup>75</sup> Castro challenged the results claiming that she had been robbed of her victory by “fraud”, alleging problems on the tally sheets, inconsistent registry, and poorly monitoring of the polling stations. There were protests in Tegucigalpa, capital of Honduras. The Organization for American States urged citizens to unite behind the new leader.<sup>76</sup> PEI experts saw the Honduras result as problematic, with low integrity overall.

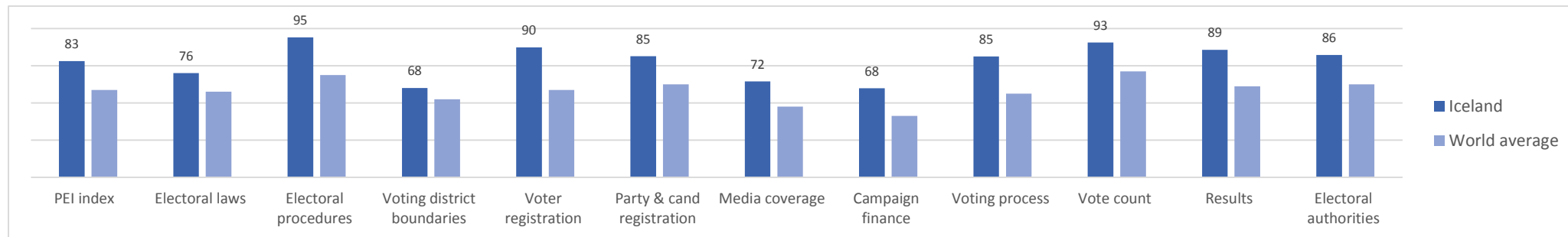
Largest Parties	Leader	#Seats	Change # seats	% Seats	# Votes	% Votes	In government
National Party	Juan Orlando Hernández				1149302	36.9	
Liberty and Refoundation	Xiomara Castro				896498	28.8	
Liberal Party	Mauricio Villeda				632320	20.3	
Anti-Corruption Party	Salvador Nasralla				418443	13.4	
Patriotic Alliance	Romeo Vásquez Velásquez				6105	0.2	
Valid votes/turnout				Total valid votes cast:	3115448	Turnout: 61.2	
Source:	Supreme Electoral Tribunal of Honduras <a href="http://siede.tse.hn/app_dev.php/divulgacionmonitoreo/reporte-presidente">http://siede.tse.hn/app_dev.php/divulgacionmonitoreo/reporte-presidente</a>						

# Iceland

**Election for:** Parliament on 27 April 2013

**Electoral authority:** <http://www.althingi.is/vefur/upplens.html>

**PEI Evaluations:** High integrity PEI Rank: 4



## Highlights

Iceland has a 63-seat unicameral parliament (Althing) selected using a mixed system—54 seats are selected using an open list proportional representation system and nine seats are selected in a proportional representation open list in multi-member districts. April 27's parliamentary election was the second election since the global financial crisis threw Iceland's economy into turmoil. Both the Progressive (PP) and the Independence Party (IP) handily beat the incumbent coalition government led by the Social Democratic Alliance's retiring Prime Minister Johanna Sigurdardottir (Iceland's first female prime minister). More than double the number of parties contested this election than in the previous election—15 parties in 2013 compared to 7 in 2009. Turnout was 83%, down 2% from 2009. The PP won ten more seats (9 to 19) this election than in the previous election, and the IP increased their representation from 16 to 19, as the SDA's number of seats shrunk from 20 to 9. The Progressive Party and the Independence Party formed a coalition government under the leadership of PP leader Sigmundur David Gunnlaugsson. The PEI survey rated Iceland's election 4th highest in integrity among the contests under comparison.

Largest Parties		Leader	#Seats	Change # seats	% Seats	# Votes	% Votes	In government
Independence Party	IP	Bjami BENEDIKTSSON	19	3	30.2	50454	26.7	Enter
Progressive Party	PP	Sigmundur GUNNLAUGSSON	19	10	30.2	46173	24.4	Enter
Social Democratic Alliance	SDA	Árni Páll ÁRNASON	9	-11	14.3	24292	12.9	Exit
Left-Green Movement	LGM	Katrin JAKOBSDOTTIR	7	-7	11.1	20546	10.9	Exit
Bright Future		Heiða Kristín HELGADOTTIR	6	6	9.5	15583	8.2	No Change
Valid votes/turnout						Total valid votes cast:	188990	Turnout: 82.3
Source:	IFES Election Guide <a href="http://www.electionguide.org/elections/id/1659/">http://www.electionguide.org/elections/id/1659/</a>							

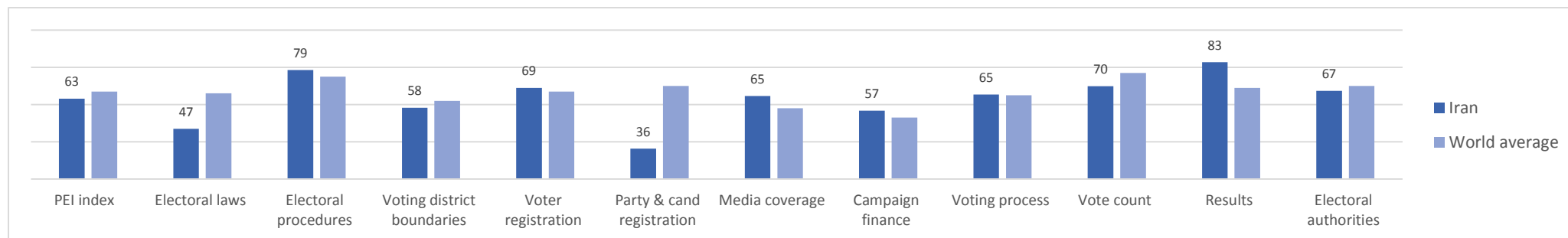


# Iran

**Election for:** President on 14 June 2013

**Electoral authority:** <http://www.moi.ir/Portal/Home/>

**PEI Evaluations:** Moderate integrity PEI Rank: 39



## Highlights

In the June 14 2013 presidential elections, incumbent President Mahmoud Ahmadinejad was ineligible to run for re-election, as he was limited to two terms under the constitution. Iran uses a two-round majoritarian electoral system for the presidency. Prior to the election, registered candidates were screened by the Guardian Council of the Constitution, a committee of six lawyers and six religious officials appointed by Iran's Supreme Leader, Ayatollah Ali Khamenei. Out of 680 registered candidates the Guardian Council approved a slate of eight male candidates (two of whom subsequently withdrew). Cleric and former chief of the national-security council Hassan Rouhani won 52 percent of the vote in the first round, avoiding a runoff. President Rouhani is viewed as a moderate and pragmatic politician who is keen on improving foreign relations. Among the runners up, Tehran mayor Mohammad Ghalibaf received 17 percent; secretary of the Supreme National Security Council Saeed Jalili received 12 percent; and former commander of the Islamic Revolutionary Guard Corps Mohsen Rezaei received 11 percent. Two other candidates split the remaining votes. The officially announced turnout was 73 percent. No international observers were allowed to monitor the contest although media watch organizations did so.<sup>77</sup> PEI experts saw the Iranian contest as moderate in integrity overall but highlighted the main problem of limited candidate and party registration and problematic electoral laws.

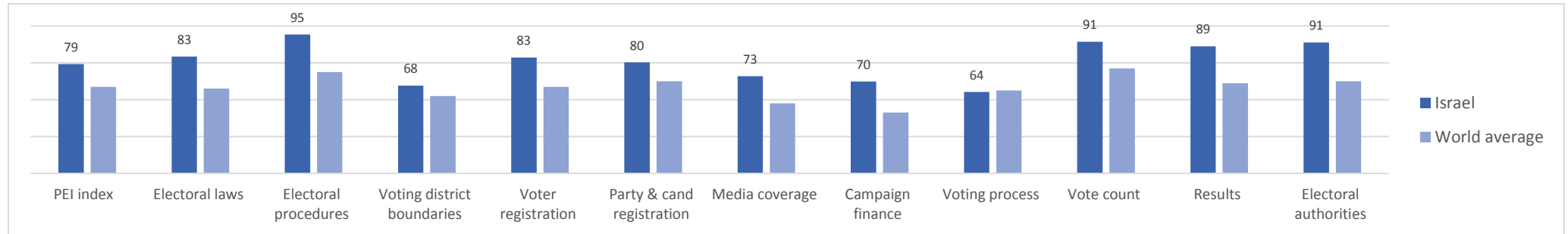
Largest Parties		Leader	#Seats	Change # seats	% Seats	# Votes	% Votes	In government
Association of Combatant Clerics	ACC	Hassan ROUHANI				18613329	52.5	
Islamic Society of Engineers	ISE	Mohammad-Bagher GHALIBEF				6077292	17.1	
Front of Islamic Revolution Stability	FSP	Saeed JALILI				4168946	11.8	
Moderation and Development Party	MDP	Moshen REZAEI				3884412	11.0	
Islamic Coalition Party	ICP	Ali Akbar VELAYATI				2268753	6.4	
Valid votes/turnout					Total valid votes cast:	35458747	Turnout: 72.7	
Source:	IFES Election Guide <a href="http://www.electionguide.org/elections/id/2275/">http://www.electionguide.org/elections/id/2275/</a>							

# Israel

**Election for:** Knesset on 22 January 2013

**Electoral authority:** [http://www.knesset.gov.il/elections17/eng/cec/CecAboutGeneral\\_eng.htm](http://www.knesset.gov.il/elections17/eng/cec/CecAboutGeneral_eng.htm)

**PEI Evaluations:** High integrity **PEI Rank:** 10



## Highlights

On 22 January 2013, early elections were held for the Israeli Knesset after Prime Minister Benjamin Netanyahu’s Likud-led government coalition was unable to pass a budget. The 120 Knesset seats use a proportional representation electoral system in a single nation-wide constituency with a low (2%) the vote threshold. About 5.6 million citizens were eligible to vote. The campaign polls suggested a predictable victory for the Likud and Yisrael Beiteinu merged party list. In the event, Likud’s margin of victory faded during the campaign and they finally won only 31 seats (- 11). The surprise victor was centrist Yesh Atid party (led by former journalist Yair Lapid) winning 19 seats. The Labor Party won 15 seats (+7); the ultra-orthodox parties Jewish Home and Shas reached 12 and 11 seats respectively. The other 7 parties obtained less than 10 seats. The three Arab parties Balad, Chadash, and the United Arab List won the same number of seats as in the previous Knesset. Meretz jumped from 3 to 6 seats while Kadima lost 26 seats.<sup>78</sup> In March, Likud leader Benjamin Netanyahu formed the country’s thirty-third government after establishing a coalition with Yesh Atid, the Jewish Home and Hatnuah, which between them held 68 of the 120 Knesset seats. The Central Election Committee reported that turnout was 67.79%, the highest since 1999. The number of votes cast was 3.834 million and about 40,000 were disqualified.<sup>79</sup> The contest was rated favorably by the PEI experts across all the indicators.

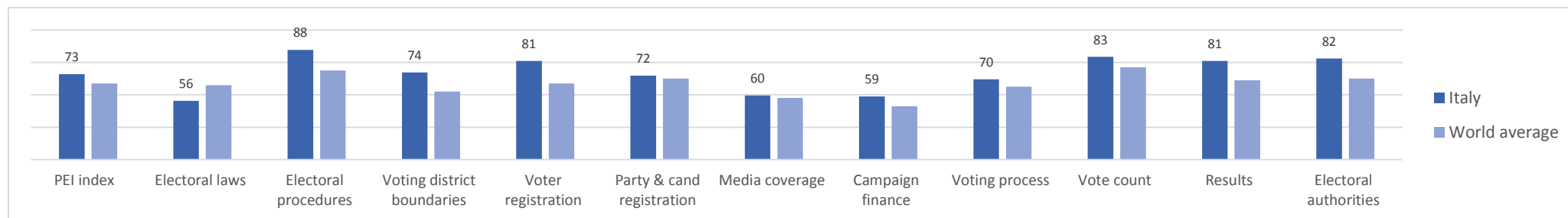
Largest Parties	Leader	#Seats	Change # seats	% Seats	# Votes	% Votes	In government
Likud Yisrael Beiteinu	Benjamin NETANYAHU	31	-11	25.8	884625	23.3	
Yesh Atid	Yair LAPID	19	19	15.8	543222	14.3	
Israeli Labor Party	Shelly YACHIMOVICH	15	2	12.5	432083	11.4	
The Jewish Home - National Union	Naftali BENNETT	12	9	10.0	345935	9.1	
Shas	Eli YISHAI, Aryeh DERI, and Ariel ATIAS	11	0	9.2	331800	8.7	
Valid votes/turnout				Total valid votes cast:	3793469	Turnout: 67.8	
Source:	IFES Election Guide <a href="http://www.electionguide.org/elections/id/1649/">http://www.electionguide.org/elections/id/1649/</a>						

# Italy

**Election for:** Chamber of Deputies on 24 February 2013

**Electoral authority:** [http://www.interno.gov.it/mininterno/export/sites/default/en/themes/elections\\_and\\_referenda/](http://www.interno.gov.it/mininterno/export/sites/default/en/themes/elections_and_referenda/)

**PEI Evaluations:** High integrity **PEI Rank:** 19



## Highlights

The Italian general election on 24–25 February 2013 was for 630 members of the Chamber of Deputies and 315 elective members of the Senate. For the Chamber, the election system uses party-list proportional representation in 26 districts with thresholds to encourage parties to form coalitions. Each district is assigned seats in proportion to its share of the population. To guarantee a working majority, the coalition or party that obtains a plurality of the vote, but fewer than 340 seats, is assigned a ‘winner’s bonus’ of additional seats to reach about 54 percent of all seats. Inside each coalition, seats are divided between parties by the largest remainder method. The election is run by the Ministry of the Interior. The election was called following the resignation in January 2013 of Prime Minister Mario Monti, a technocrat whose austerity measures, tax increases and spending cuts proved unpopular. On polling day, the Centre-left alliance Italy Common Good led by the Democratic Party obtained 29.5 of the popular vote, winning 340 out of 630 seats in the Chamber of Deputies. By contrast, the Centre-right alliance of former Prime Minister Silvio Berlusconi was a close second with 29.2 percent of the vote, but won only 124 seats. In third place, the populist Beppe Grillo’s Five Star Movement got 25% of the vote and 108 seats while Mario Monti’s ‘With Monti for Italy’ coalition got 10.5% of the vote and 45 seats. In the Senate, however, no coalition group or party won an outright majority, producing stalemate. In Italy, a party or coalition must have a majority in the Senate as well as the Chamber to pass legislation, as the upper and lower house hold equal power. After lengthy negotiations, on 28 April the Democratic Party’s deputy secretary Enrico Letta became prime minister, leading a grand coalition of the Democratic Party, the People of Freedom, Civic Choice, the Union of the Centre, and the Radicals. The electoral system continues to be the subject of serious debate, with the Prime Minister seeking reform.<sup>80</sup> The Italian election was seen as moderately high in integrity with the greatest area of weakness in electoral laws.

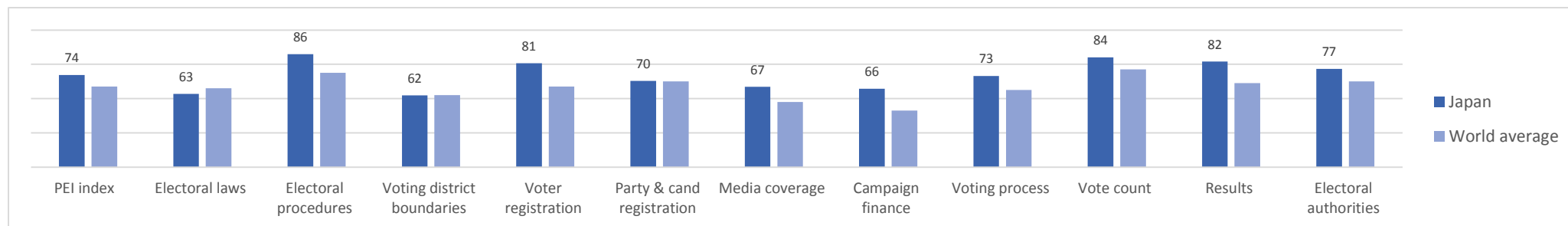
Largest Parties	Leader	#Seats	Change # seats	% Seats	# Votes	% Votes	In government
Italy. Common Good	Pier Luigi BERSANI	340	125	54.0	10047808	29.6	Enter
Centre-Right Coalition	Silvio BERLUSCONI	124	-154	19.7	9922850	29.2	No Change
Five Star Movement	Giuseppe Piero GRILLO	108	108	17.1	8689458	25.6	No Change
With Monti for Italy	Mario MONTI	45	-19	7.1	3591607	10.6	Enter
Valid votes/turnout	Total valid votes cast:				34002524	Turnout: 83.4	
Source:	IFES Election Guide <a href="http://www.electionguide.org/elections/id/539/">http://www.electionguide.org/elections/id/539/</a> and Election Resources on the Internet <a href="http://electionresources.org/it/chamber.php?election=2013">http://electionresources.org/it/chamber.php?election=2013</a>						

# Japan

**Election for:** House of Representatives on 16 December 2012

**Electoral authority:** <http://www.soumu.go.jp/english/index.html>

**PEI Evaluations:** High integrity PEI Rank: 16



## Highlights

In the Japanese snap election of December 16 2012, 480 seats in the House of Representatives (Shugi-in) were contested. The contests used a mixed-member proportional system where 300 members are elected by first-past-the-post in simple plurality constituencies while 180 members are returned by party list proportional representation in 11 districts. Elections are supervised by election committees at each administrative level under the general direction of the Central Election Administration Committee, an attached organization to the Ministry of Internal Affairs and Communications (MIC). In August 2009, fifty-four years of almost uninterrupted single-party rule by the conservative Liberal Democratic Party was interrupted by the massive electoral win by the Democratic Party of Japan. But just three years later, in a landslide victory, the Liberal Democratic Party (LDP) returned to power and ejected the Democratic Party (DPJ) from government. The DPJ lost 75% of their pre-election seats, a result attributed to the introduction of a consumption tax and other economic anxieties, including fear of falling behind China. The LDP won 43% of the FPTP vote, 28% of the PR vote, and 294 seats. Nevertheless electoral reform remains a live issue under debate. The constitution requires equal sized constituencies. On March 25 2013 the Hiroshima High Court ruled the 2012 election unconstitutional and the results void due to "the disparity in the value of one vote", with some urban districts up to 2.43 times the maximum size which is allowed in the constitution. Urban constituencies are systematically disadvantaged as seat redistricting has not kept pace with population shifts from the countryside. Many regional court decisions challenged the constitutionality of the current electoral system, sparking debate, but so far the political parties have been deadlocked about the direction of electoral reform. The Japanese contest was rated positively by PEI experts.

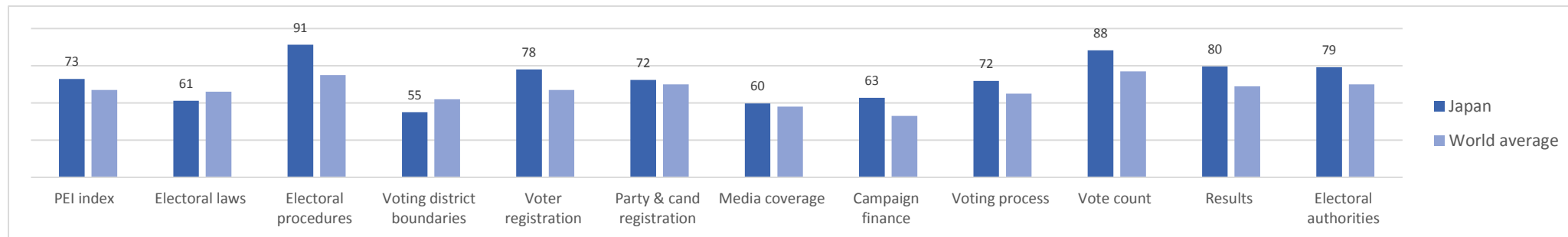
Largest Parties		Leader	#Seats	Change # seats	% Seats	# Votes	% Votes	In government
Liberal Democratic Party	LDP	Shinzo ABE	294	176	61.3	16624457	27.6	Enter
Democratic Party of Japan	DPJ	Yoshihiko NODA	57	-174	11.9	9628653	16.0	Exit
Japan Restoration Party		Toru HASHIMOTO	54	43	11.3	12262228	20.4	No Change
New Komeito		Akihiro OHTA	31	10	6.5	7116474	11.8	Enter
Your Party		Yoshimi WATANABE	18	10	3.8	5245586	8.7	No Change
Valid votes/turnout					Total valid votes cast:	60179888	Turnout: 59.3	
Source:	Election Resources on the Internet <a href="http://www.electionresources.org/jp/representatives.php?election=2012">http://www.electionresources.org/jp/representatives.php?election=2012</a>							

# Japan

**Election for:** House of Councillors on 21 July 2013

**Electoral authority:** <http://www.soumu.go.jp/english/index.html>

**PEI Evaluations:** High integrity PEI Rank: 18



## Highlights

Elections for the House of Councillors, the upper house of the National Diet, were held on July 21, 2013. Half the members were up for election to serve for a six-year term. The contest uses a mixed system: 96 members are elected through an open-list proportional representation system and 146 members are elected by single non-transferable vote. The ruling LDP-led coalition won 76 seats and now holds a total of 135 seats in the House of Councillors. The debate about electoral reform, raised with the December 2012 contests, remained unresolved. The Japanese contest was rated positively by PEI experts although weakest on district boundaries and electoral laws.

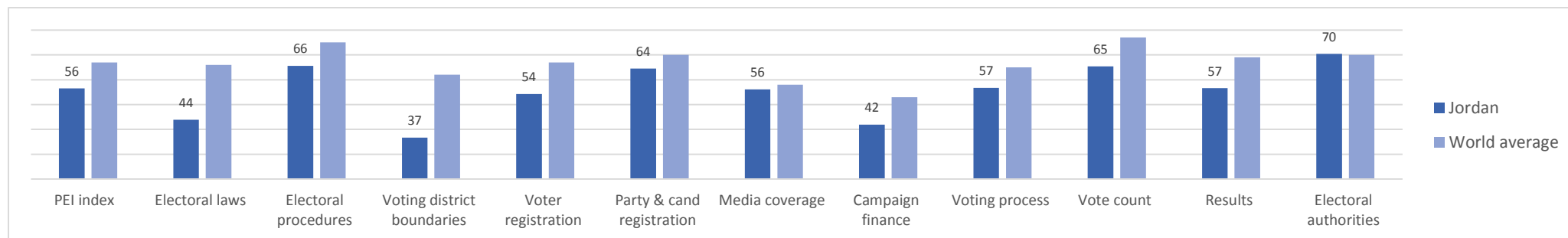
Largest Parties		Leader	#Seats	Change # seats	% Seats	# Votes	% Votes	In government
Liberal Democratic Party	LDP	Shinzo ABE	65	14	53.7	18460404	35.0	No Change
New Komeito Party	NKP	Natsuo YAMAGUCHI	11	2	9.1	7568080	14.3	No Change
Democratic Party of Japan	DPJ	Banri KAIEDA	17	-27	14.0	7268653	13.8	No Change
Japan Restoration Party		Toru HASHIMOTO and Shintaro ISHIHARA	8	7	6.6	6355299	12.0	No Change
Japanese Communist Party	JCP	Kazuo SHII	8	5	6.6	5154055	9.8	No Change
Valid votes/turnout						Total valid votes cast:	52816886	Turnout: 50.8
Source:	IFES Election Guide <a href="http://www.electionguide.org/elections/id/1060/">http://www.electionguide.org/elections/id/1060/</a>							

# Jordan

**Election for:** House of Deputies on 23 January 2013

**Electoral authority:** <http://www.entikhabat.jo/>

**PEI Evaluations:** Low integrity **PEI Rank:** 50



## Highlights

Elections held on January 23 for the 150-seat Jordanian House of Representatives were governed by a new electoral law allotting 27 seats to national closed party lists and 108 seats to winners of district elections, with an additional 15 seats set aside for women. For the 27 seats determined by party lists, the Islamic Centrist Party won 3 seats, and the Homeland and Stronger Jordan parties won 2 seats each. Twenty other parties won single seats. Following the elections, members of the House clustered into political blocs. The two largest blocs—Homeland and the Democratic Assembly for Reform—comprised 27 and 24 members, respectively. The Future bloc included 18 members and the Free Promise bloc attracted 17 (including six of the House’s eighteen women), while Al-Wefaq and the Islamic Centrist Party included 15 each. The National Union and New Approach blocs enlisted 10 and 8 members, respectively. Fifteen members remained independent, including the speaker of the house, Saad Hayel Al-Srour. The death of one member necessitated the scheduling of an April election to fill his seat. The Islamic Action Front—the political organization of Jordan’s Muslim Brotherhood—boycotted the elections, along with a group of smaller parties. Exercising its newly gained power to recommend a prime minister, the House nominated incumbent prime minister Abdullah Ensour, who was officially made prime minister by King Abdullah. Jordan was seen as low in electoral integrity by PEI experts especially on electoral laws and campaign finance.

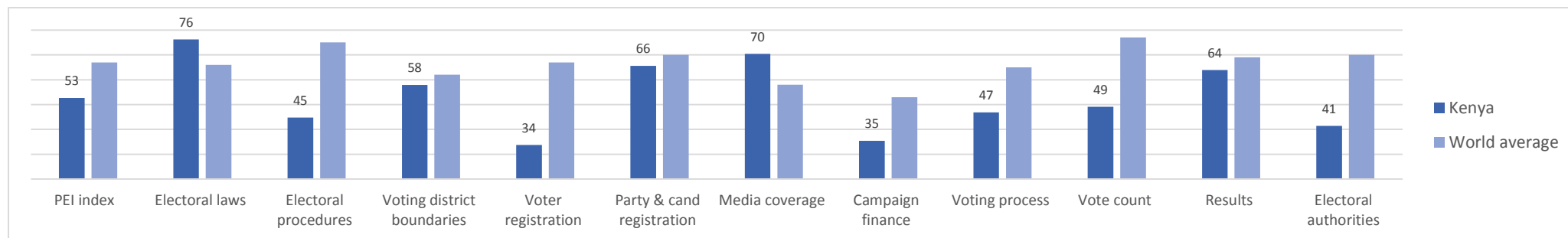
Largest Parties	Leader	#Seats	Change # seats	% Seats	# Votes	% Votes	In government
Independents		123		82.0	114458	8.5	
Muslim Centre Party		3		2.0	100159	7.4	
Stronger Jordan		2		1.3	94982	7.0	
The Homeland		2		1.3	68149	5.0	
National Union Party		2		1.3	48970	3.6	
Valid votes/turnout				Total valid votes cast:	1352920	Turnout: 59.6	
Source:	The Jordan Times <a href="http://jordantimes.com/2013-elections----final-results">http://jordantimes.com/2013-elections----final-results</a>						

# Kenya

**Election for:** President on 4 March 2013

**Electoral authority:** <http://www.iebc.or.ke/>

**PEI Evaluations:** Low integrity PEI Rank: 56



**Highlights**  
 The 2007 Kenyan elections ended in bloodshed and instability, before a power-sharing agreement brokered by the UN restored peace.<sup>81</sup> The international community was therefore concerned to prevent the risks of any repeat of the violence in the subsequent March 4 2013 presidential election. In this contest, Deputy Prime Minister Uhuru Kenyatta, candidate of the National Alliance and the son of Kenya’s first prime minister and president, won with 50.1 percent of the vote, narrowly earning the majority required to avoid a runoff. Prime Minister Raila Odinga of the Coalition for Reforms and Democracy won 43 percent. Six other candidates split the remaining votes. Technical failures in counting the vote delayed an announcement of the result for five days. Alleging fraud, Odinga pledged to challenge the vote count in Kenya’s Supreme Court but asked Kenyans to respect the rule of law and avoid a repeat of the bloodshed that followed the December 2007 elections. The 86 percent turnout was the highest in the country’s history. National Assembly and Senate elections were held the same day. Although avoiding the conflict of 2007, the contest was rated poorly by PEI experts, especially on voter registration and the role of electoral authorities.

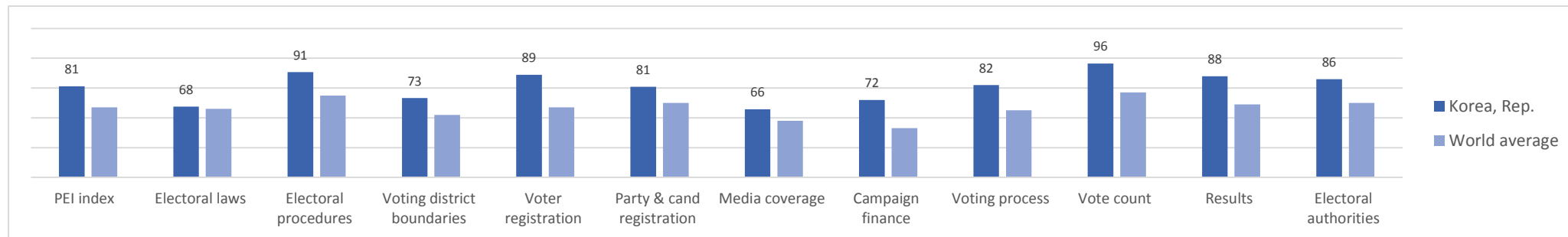
Largest Parties		Leader	#Seats	Change # seats	% Seats	# Votes	% Votes	In government
The Jubilee Coalition		Uhuru KENYATTA				6173433	50.5	
Coalition for the Restoration of Democracy	CORD	Raila ODINGA				5340546	43.7	
United Democratic Forum	UDF	Musalia MUDAVADI				483981	4.0	
Kenya National Congress		Peter KENNETH				72786	0.6	
Alliance for Real Change		Mwalimu Mohamed DIDA				52848	0.4	
Valid votes/turnout						Total valid votes cast:	12221053	Turnout: 85.9
Source:	IFES Election Guide <a href="http://www.electionguide.org/elections/id/2268/">http://www.electionguide.org/elections/id/2268/</a>							

# Korea, Republic of

**Election for:** President on 19 December 2012

**Electoral authority:** <http://www.nec.go.kr/engvote/main/main.jsp>

**PEI Evaluations:** High integrity **PEI Rank:** 6



## Highlights

The 18th South Korean presidential election was held in the Republic of Korea on 19 December 2012. It was the sixth presidential election since the establishment of the Sixth Republic. 30.7 million Koreans voted with turnout at 75.8%. Park Geun-hye of the incumbent Saenuri Party (formerly the Grand National Party) won with 52 percent of the vote, defeating Moon Jae-in of the United Democratic Party, who received 48 percent of the vote. Park Geun-hye is the first female South Korean president. The PEI experts judged the election high in integrity.

Largest Parties	Leader	#Seats	Change # seats	% Seats	# Votes	% Votes	In government
New Frontier Party	PARK Geun-hye				15773128	51.6	
Democratic United Party	MOON Jae-in				14692632	48.0	
Valid votes/turnout					Total valid votes cast:	30594621	Turnout: 75.8
Source:	IFES Election Guide <a href="http://www.electionguide.org/elections/id/2255/">http://www.electionguide.org/elections/id/2255/</a>						

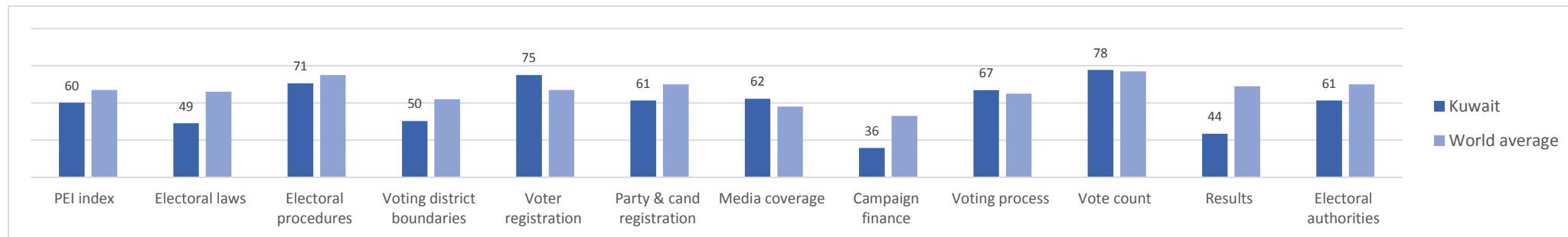


# Kuwait

**Election for:** National Assembly on 1 December 2012

**Electoral authority:** <http://www.moi.gov.kw/portal/venglish/>

**PEI Evaluations:** Moderate integrity **PEI Rank:** 43



## Highlights

In the National Assembly (Majlis al-Umma), 50 members are elected by plurality vote in multi-member constituencies to serve 4-year terms. There are five districts each returning ten members. Each elector can cast one vote. Candidates with the highest proportion of votes in each district are returned. Another 15 members are designated ex officio to serve 4-year terms. Since 2005, women have had the vote. In practice, Kuwait's recently naturalized citizens also have the right to vote. Political groups and parliamentary voting blocs exist, however, all candidates have to stand as independents since political parties are illegal in Kuwaiti elections. Kuwait's supreme court nullified the February 2012 elections, in which Islamist-led opposition candidates saw significant gains. As a result early parliamentary elections were held on 1 December 2012. Political protest was ongoing during the elections. A boycott by numerous opposition candidates led to low voter turnout (41%), which prompted the opposition to denounce the election as unconstitutional. The Shia minority gained 17 out of 50 seats as compared to seven in the February election. The opposition boycott also resulted in only four seats for Islamist Sunni candidates (compared to 23 in the previous election). The PEI survey reported that the contest was moderate in integrity.

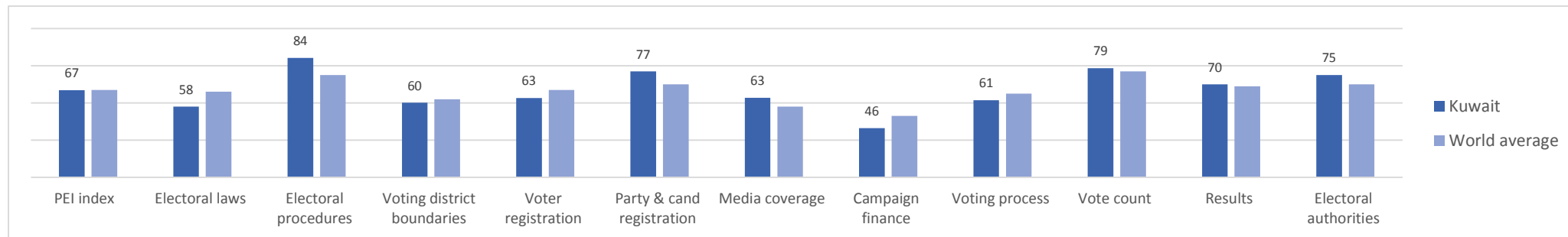
Largest Parties	Leader	#Seats	Change # seats	% Seats	# Votes	% Votes	In government
Non-Partisans		50		100.0	163301	100.0	
Valid votes/turnout					Total valid votes cast:	163301	Turnout: 40.8
Source:	IFES Election Guide <a href="http://www.electionguide.org/elections/id/1646/">http://www.electionguide.org/elections/id/1646/</a>						

# Kuwait

**Election for:** National Assembly on 27 July 2013

**Electoral authority:** <http://www.moi.gov.kw/portal/venglish/>

**PEI Evaluations:** Moderate integrity **PEI Rank:** 31



## Highlights

The Constitutional Court in Kuwait annulled the December 2012 election results on a technicality, requiring fresh elections to the National Assembly on 27th July 2013. The electoral system remained unchanged. In the National Assembly (Majlis al-Umma), 50 members are elected by plurality vote in multi-member constituencies to serve 4-year terms. There are five districts each returning ten members. Each elector can cast one vote. Candidates with the highest proportion of votes in each district are returned. Another 15 members are designated ex officio to serve 4-year terms. Political groups and parliamentary voting blocs exist, however, all candidates have to stand as independents since political parties are illegal in Kuwaiti elections. The results suggest that the Sunni pro-government members formed the largest block in parliament, with 30 members, followed by 9 liberals. Turnout was 52%. The PEI survey reported that this contest was also moderate in integrity.

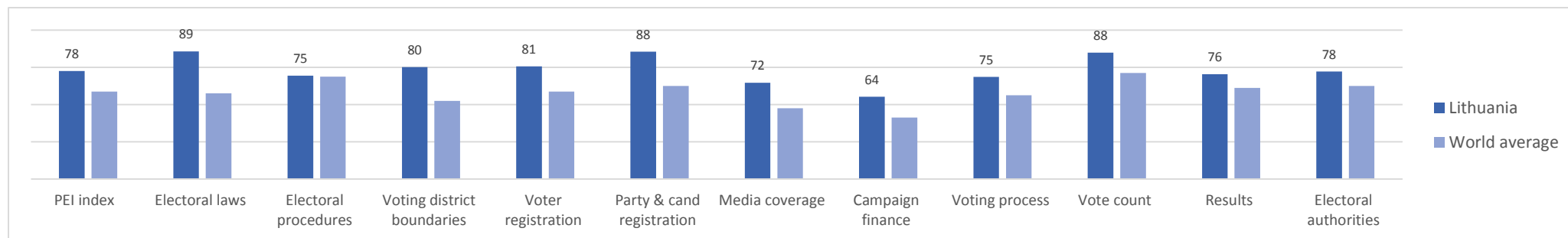
Largest Parties	Leader	#Seats	Change # seats	% Seats	# Votes	% Votes	In government
Sunni Independents		30		60.0			
Valid votes/turnout					Total valid votes cast:	228314	Turnout: 51.9
Source:	US Congressional Research Service <a href="http://www.fas.org/sgp/crs/mideast/RS21513.pdf">http://www.fas.org/sgp/crs/mideast/RS21513.pdf</a>						

# Lithuania

**Election for:** Parliament on 14 October 2012

**Electoral authority:** <http://www.vrk.lt/>

**PEI Evaluations:** High integrity **PEI Rank:** 13



## Highlights

In Lithuania, 141 seats were up for election in its unicameral parliament. In the mixed electoral system, 71 seats are filled through a two round (2nd ballot) majoritarian contest from single-member constituencies; the remaining 70 are filled through proportional representation from the results of the first round. The forming of a coalition between Social Democrats, Labour Party and Order and Justice was vetoed by the President, who accused the Labour Party of election fraud. Allegations of vote-buying emerged in the final stages of the campaign and led to the nullification of results in one single-member electoral district. Observers criticized the interpretation of vote-buying by the election authorities as too narrow and biased. Observers also noted that differences in the size of constituencies violated international best practices. Nevertheless Lithuania was rated positively by PEI experts, ranking 13th highest in the comparison.

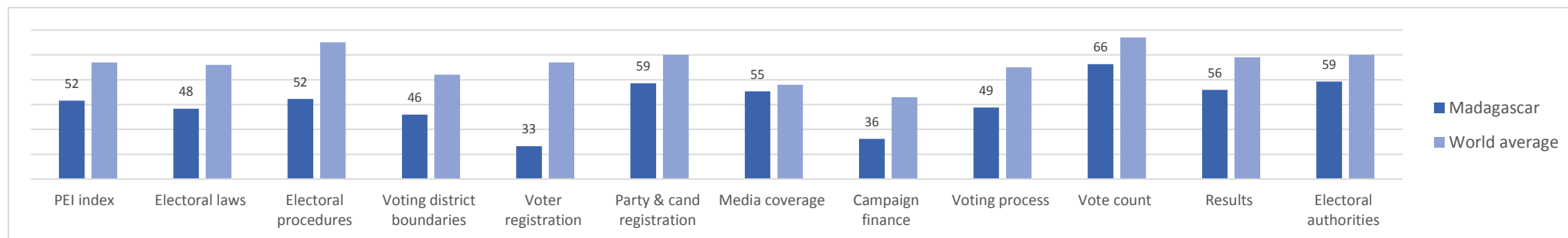
Largest Parties		Leader	#Seats	Change # seats	% Seats	# Votes	% Votes	In government
Labour Party	DP	Viktor USPASKICH	29	19	20.6	271458		Enter
Social Democratic Party of Lithuania	LSDP	Algirdas BUTKEVIČIUS	38	13	27.0	251528		Enter
Homeland Union – Lithuanian Christian Democrats	TS-LKD	Andrius KUBILIUS	33	-13	23.4	206271		Exit
Liberal Movement	LRLS	Eligijus MASIULIS	10	-1	7.1	117335		Exit
Valid votes/turnout					Total valid votes cast:	1310420	Turnout: 52.9	
Source:	IFES Election Guide <a href="http://www.electionguide.org/elections/id/1639/">http://www.electionguide.org/elections/id/1639/</a>							

# Madagascar

**Election for:** President on 20 December 2013

**Electoral authority:** <http://www.ceni-madagascar.mg/>

**PEI Evaluations:** Low integrity **PEI Rank:** 61



## Highlights

Following a military coup that ousted elected President Marc Ravalomanana in early 2009, Madagascar slid into a prolonged political crisis,<sup>82</sup> with elections repeatedly called, cancelled, and rescheduled in 2012, 2012 and 2013. The political impasse is echoed in an economic crisis, with incomes sharply decreased and poverty on the rise.<sup>83</sup> The African Union and the South African Development Community (SADC) actively encouraged a “fresh start” with new candidates, while key donors such as France and the European Union set out criteria for international recognition of the Malagasy government and withdrew funding for the election when coup-maker and former mayor of Antananarivo, Andry Rajoelina, announced his decision to run.<sup>84</sup> A new 2010 constitution approved by referendum stipulated that candidates had to live in Madagascar for at least six months prior to the election, effectively barring the ex-president from running.<sup>85</sup> With both ‘old’ candidates out of the race, the presidential election was conducted in two rounds, with a total of 33 candidates.<sup>86</sup> The two leading candidates of the first round of 25th October 2013, Jean Louis Robinson and Hery Rajaonarimampianina, competed for an absolute majority in a runoff on 20th December. The preliminary results posted by the National Election Commission saw former finance minister Hery Rajaonarimampianina emerge victorious with 53.5% of the vote, a result confirmed by the electoral court in mid-January. Robinson, endorsed by ousted president Ravalomanana, received 46.5% of votes.<sup>87</sup> Turnout was lower than in the first round (61.6 %). Robinson alleged widespread vote rigging and refused to accept the results<sup>88</sup>, while the electoral court confirmed it on 17 January 2014.<sup>89</sup> The African Union found the election to be credible and representative of the will of the Malagasy people.<sup>90</sup> Parliamentary elections were held concurrently with the presidential election. PEI experts rated the contest low in integrity and expressed most concern about voter registration and campaign finance.

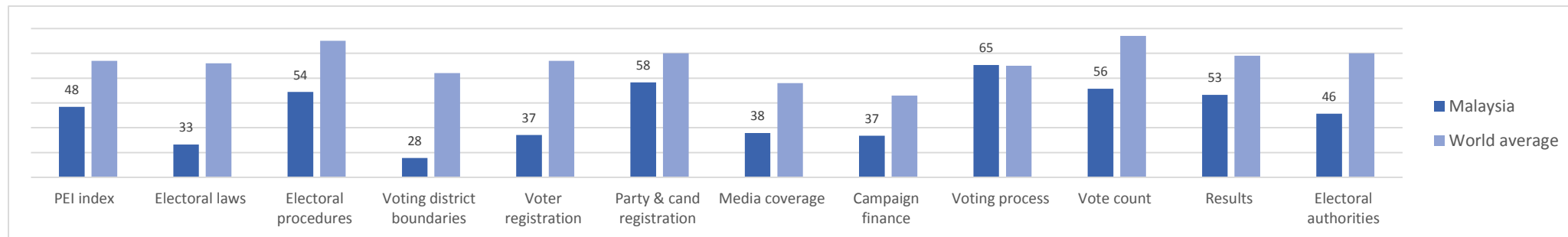
Largest Parties	Leader	#Seats	Change # seats	% Seats	# Votes	% Votes	In government
New Forces for Madagascar	HVM Hery RAJAONARIMAMPIANINA				2066103	53.5	
Anotoko ny Vahoaka Aloha No Andrianina	AVANA Jean-Louis ROBINSON				1796122	46.5	
Valid votes/turnout					Total valid votes cast:	3862225	Turnout: 50.8
Source:	Transitional Independent National Election Commission of Madagascar <a href="http://www.cenit.mg/dossiers/Recap_National_confroter_etat.php">http://www.cenit.mg/dossiers/Recap_National_confroter_etat.php</a>						

# Malaysia

**Election for:** House of Representatives on 4 May 2013

**Electoral authority:** <http://www.spr.gov.my/>

**PEI Evaluations:** Low integrity **PEI Rank:** 66



## Highlights

Federal elections for the Dewan Rakyat (House of the People), the lower house of Parliament, were held on 5th April 2013. Elections use 222 single member plurality (First-past-the-post) constituencies where the winner of the majority of seats forms the government. Elections are supervised by a seven-member Malaysian Election Commission.<sup>91</sup> Its members are appointed by the Yang di-Pertuan Agong (an appointed head of state) following the advice of the Prime Minister. The winner was the long-standing Barisan Nasional (National Front; once known as the Alliance), with a weakened parliamentary majority, to uphold its 56-year rule. The National Front is a coalition of fourteen parties. In the 2013 elections, the National Front won 46.5% of the vote but a majority of seats (133 or 59.9% of the lower house). The opposition Pakatan Rakyat (PR) coalition led by Anwar Ibrahim won 50.87% of the popular vote, but only 89 seats (40%). The election also saw 80% turnout, the largest in the nation's history. The outcome deepened the challenge to the legitimacy of the government. The predominance of the National Front is attributed to malapportionment of district boundaries.<sup>92</sup> The ruling-BN coalition have a distinct advantage in constituency size in their mainly rural, Malay base while the urban strongholds and ethnic-Chinese populations supporting opposition parties have districts with much larger electorates. For example, the Putrajaya constituency has only 15,791 eligible voters compared to the Kapar constituency with 144,159 eligible voters. Schedule 13, Part 2(c) of the Constitution requires a greater weightage to be given to country districts. The Electoral Commission, a body of civil servants reporting to the Prime Minister, is responsible for redistricting but proposed revisions need passage through parliament. The BN coalition also has greater access to campaign media.<sup>93</sup> Opposition parties lack access to government-controlled radio and television, official censorship is common, and many newspapers have close ties to the governing coalition, although new media are challenging this predominance.<sup>94</sup> Access to political finance is also imbalanced.<sup>95</sup> ANFREL's observer report noted 'The election was marred by allegations of fraud, vote-buying, manipulation of the voter's registry and violence and intimidation of voters.'<sup>96</sup> The PEI survey evaluated the contest as low in integrity, especially the legal framework and district boundaries.

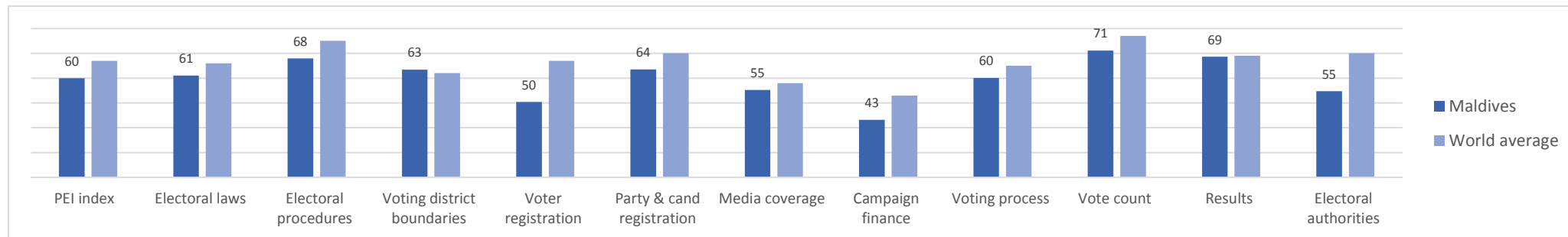
Largest Parties		Leader	#Seats	Change # seats	% Seats	# Votes	% Votes	In government
People's Alliance	PR	Anwar IBRAHIM	89	13	40.1	5623984	50.9	No Change
National Front	BN	Najib RAZAK	133	-4	59.9	5237699	47.4	No Change
Valid votes/turnout					Total valid votes cast:	11054577	Turnout: 84.6	
Source:	IFES Election Guide <a href="http://www.electionguide.org/elections/id/544/">http://www.electionguide.org/elections/id/544/</a>							

# Maldives

**Election for:** President on 16 November 2013

**Electoral authority:** www.elections.gov.mv

**PEI Evaluations:** Moderate integrity **PEI Rank:** 44



## Highlights

The results of the first round presidential elections on September 7 2013 saw Mohamed Nasheed of the Maldivian Democratic Party get 45 percent of the vote. Abdulla Yameen of the Progressive Party received 25 percent; and former finance minister Qasim Ibrahim of the Republican Party received 24 percent. Nasheed’s successor, Mohamed Waheed Hassan, an independent candidate supported by the People’s Party, received 5 percent. The contest led to legal and political wrangling over the outcome, causing concern among foreign diplomats. The Supreme Court eventually annulled a first vote on 7 September amid allegations of electoral fraud. A planned re-run on 19 October was halted and the election finally took place on 9 November. Since no candidate garnered a majority of the vote, a runoff election between Nasheed and Yameen was scheduled for 16 November 2013. This contest led to victory for President Yameen with 51% of the vote. Reported turnout was high. Despite problems in the first round, the run-off election in the Maldives was seen as moderate in integrity by PEI expert.

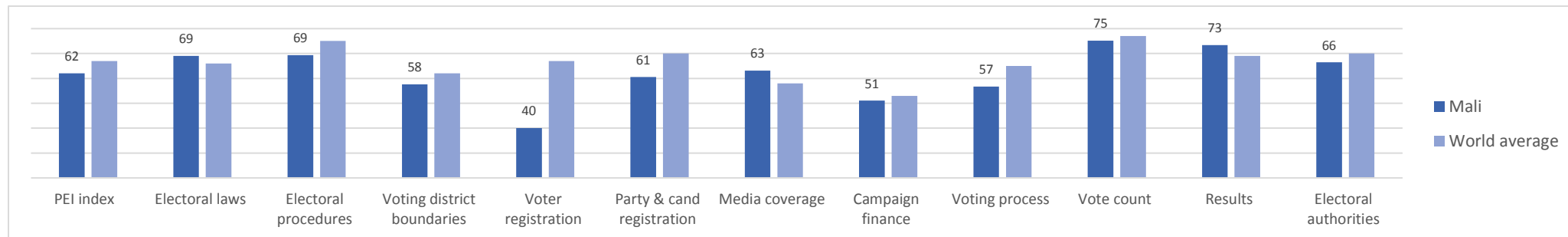
Largest Parties		Leader	#Seats	Change # seats	% Seats	# Votes	% Votes	In government
Progressive Party of Maldives	PPM	Abdulla YAMEEN				111203	51.4	
Maldivian Democratic Party	MDP	Mohamed NASHEED				105181	48.6	
Valid votes/turnout					Total valid votes cast:	216384	Turnout: 91.4	
Source:	IFES Election Guide <a href="http://www.electionguide.org/elections/id/2429/">http://www.electionguide.org/elections/id/2429/</a>							

# Mali

**Election for:** President on 11 August 2013

**Electoral authority:** Ministry of Territorial Administration

**PEI Evaluations:** Moderate integrity **PEI Rank:** 42



## Highlights

In 2012, Mali suffered from a military coup which deposed the democratically-elected President Toure ahead of the scheduled April presidential elections. The Tuareg rebellion in the north badly destabilized the country. Prime Minister Cheick Modibo Diarra formed a new government of national unity in August 2012 to satisfy regional demands for a transition from military-dominated rule. French troops helped to put down the armed rebellion. The government signed a peace deal with Tuareg nationalist rebels to pave way for elections. In the first round, held on 28 July 2013, Keita received 39 percent of the vote, Cissé received 19 percent, and Dramane Dembélé of the Alliance for Democracy in Mali received 10 percent. None of the other 25 candidates received more than 5 percent. All but two of the candidates eliminated in the first round subsequently endorsed Keita. In the August 11 2013 presidential runoff, former prime minister Ibrahim Boubacar Keita defeated former finance minister Soumaila Cissé of the Union for the Republic and Democracy with 78 percent of the vote. The PEI experts rated the contest as moderate in integrity although with problems of voter registration.

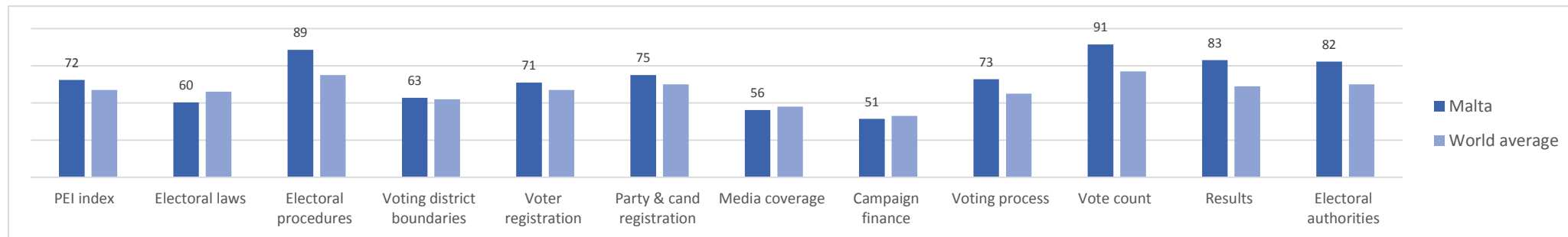
Largest Parties		Leader	#Seats	Change # seats	% Seats	# Votes	% Votes	In government
Rally for Mali	RPM	Ibrahima KEÏTA				2354693	77.6	
Union for the Republic and Democracy	URD	Soumaila CISSÉ				679258	22.4	
Valid votes/turnout					Total valid votes cast:	3033601	Turnout: 45.8	
Source:	IFES Election Guide <a href="http://www.electionguide.org/elections/id/2281/">http://www.electionguide.org/elections/id/2281/</a>							

# Malta

**Election for:** House of Representatives on 9 March 2013

**Electoral authority:** <http://www.electoral.gov.mt/>

**PEI Evaluations:** High integrity **PEI Rank:** 21



## Highlights

The general election in Malta on 9 March 2013 saw a change of government in this country for the first time in more than 15 years. Through a Single Transferable Vote system, Maltese voters elected 39 members of Joseph Muscat’s Labour Party to the 69-seat House of Representatives, ending a long period of Nationalist control of the government. The Nationalist party, which secured the remaining 30 seats, conceded defeat peacefully. Elections in Malta are often noted for high turnout rates, which was also the case for the 2013 election, with almost 93% of registered voters going to the polls. While the Robert Schuman Foundation noted the inconvenience facing Maltese living abroad who wish to vote,<sup>97</sup> no significant irregularity or incident of malpractice were reported.<sup>98</sup> The PEI experts rated the contest as high in integrity.

Largest Parties		Leader	#Seats	Change # seats	% Seats	# Votes	% Votes	In government
Labour Party	PL	Joseph MUSCAT	39	5	56.5	167533	55.2	Enter
Nationalist Party	PN	Lawrence GONZI	30	-5	43.5	132426	43.6	Exit
Valid votes/turnout				Total valid votes cast:		303528	Turnout: 93.0	
Source:	IFES Election Guide <a href="http://www.electionguide.org/elections/id/1656/">http://www.electionguide.org/elections/id/1656/</a>							

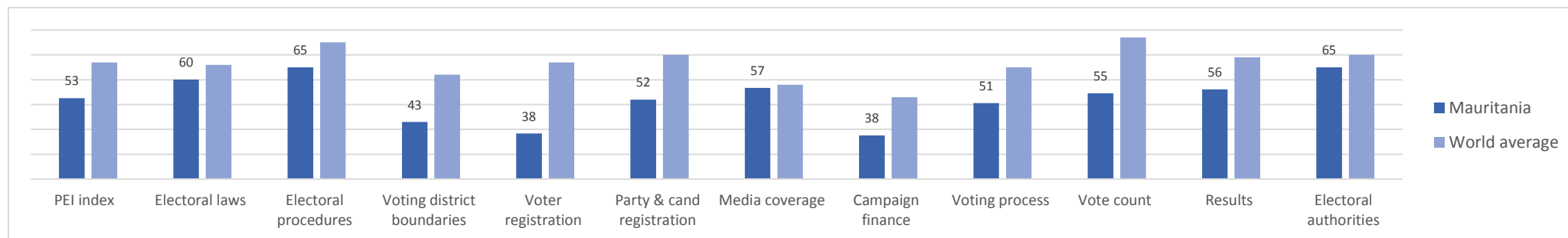


# Mauritania

**Election for:** National Assembly on 23 November and 21 December 2013

**Electoral authority:** <http://www.ceni.mr/>

**PEI Evaluations:** Low integrity **PEI Rank:** 57



## Highlights

After several delays, parliamentary elections were finally held in Mauritania on 23 November 2013, with the runoff taking place on 21 December. More than 438 candidates contested for the 147 seats in the National Assembly through a proportional representation system. As the result of opposition boycott, only one out of eleven main opposition parties were represented among the candidates.<sup>99</sup> After two rounds of voting, the ruling Union for the Republic Party (UPR) finally secured a ruling majority, winning 75 out of the 146 seats in the National Assembly. Its allies won another 34 seats, while the chief opposition party the Islamist Tewassoul secured 16 seats. The most significant challenge to the result was the boycott by 10 out of 11 parties of the opposition alliance Coordination of the Democratic Opposition (COD). The boycott, however, is only an extension of a long spell of political instability and failed reconciliation that extended back to the coups d'état of 2005 and 2008.<sup>100</sup> The opposition drew particular attention to certain voting irregularities, which included the exclusion from the lists of 600 people in one Nouakchott constituency.<sup>101</sup> The boycott itself took place after the opposition's rejected demands that President Mohamed Ould Abdel Aziz step down before the election<sup>102</sup>, the polls should be postponed to allow time for a voter census and electoral roster, and that an independent electoral commission should be guaranteed. The PEI experts estimated that the contest was problematic for integrity across many indicators.

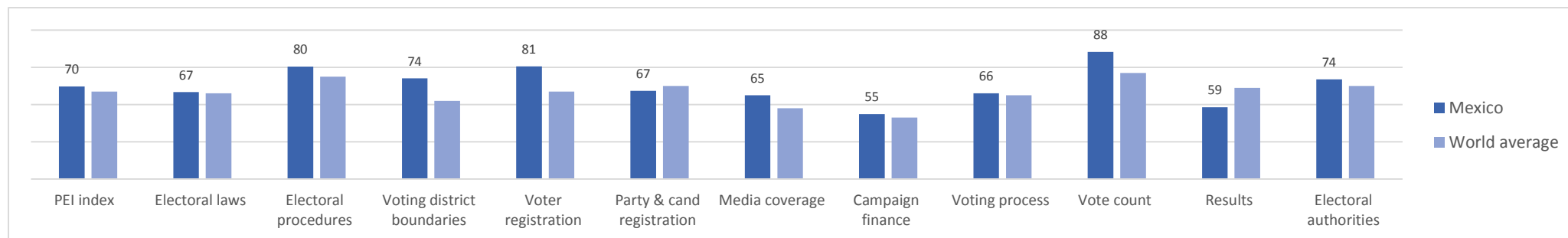
Largest Parties	Leader	#Seats	Change # seats	% Seats	# Votes	% Votes	In government
Union for the Republic	Mohamed Mahmoud Ould Mohamed LEMINE	75	-38	78.6	124656	55.1	
Tewassoul, Coalition of the Democratic Opposition	Mohamed Jemil Ould MANSOUR	16	4	14.3	31103	13.7	
People's Progressive Alliance		7				4.4	
Union for Democracy and Progress		10				5	
Valid votes/turnout					Total valid votes cast:	226204	Turnout: 78.2
Source:	IFES Election Guide <a href="http://www.electionguide.org/elections/id/2393/">http://www.electionguide.org/elections/id/2393/</a>						

# Mexico

**Election for:** President on 1 July 2012

**Electoral authority:** <http://portal.te.gob.mx/en>

**PEI Evaluations:** Moderate integrity **PEI Rank:** 27



## Highlights

A general election was held in Mexico on Sunday, 1 July 2012. Voters went to the polls to elect, on the federal level a new President to serve a six-year term, replacing President Felipe Calderón (the Constitution prohibits any type of presidential re-election). The election was also for the 500 members to serve for a three-year term in the Chamber of Deputies. Of these, 300 are elected by the first-past-the-post system and 200 by proportional representation. The contest also elected 128 members to serve six-year terms in the Mexican Senate, (three per state by first-past-the-post and 32 by proportional representation from national party lists). In each state, two first-past-the-post seats are allocated to the party with the largest share of the vote, and the remaining seat is given to the first runner-up. Enrique Peña Nieto, candidate for the Institutional Revolutionary Party (PRI), emerged as victorious with 38.1% of the vote with Andres Manuel Lopez Obrador (Party of the Democratic Union, PRD) close behind (31.64%). During the election, mass protests occurred in Mexico City against alleged pro-PRI bias favoring Peña Nieto in the print and television media. Following the elections, López Obrador demanded a full recount, claiming widespread irregularities, including vote-buying (using supermarket credit cards) and use of illicit funds by PRI. The Electoral Tribunal of the Federal Judiciary rejected the charges due to insufficient evidence. The OAS observer mission praised the election as peaceful and orderly, with professional administration.<sup>103</sup> Protests continued, however, some violent. The PEI survey rated Mexico as moderate in integrity, due in part to some problems at the results stage.

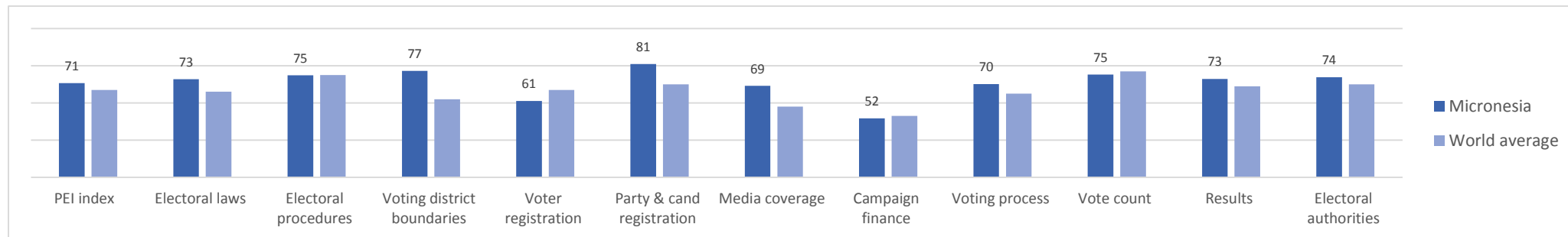
Largest Parties		Leader	#Seats	Change # seats	% Seats	# Votes	% Votes	In government
Institutional Revolutionary Party	PRI	Enrique PENA Nieto				19226784	39.2	
Party of the Democratic Revolution	PRD	Andrés Manuel LOPEZ Obrador				15896999	32.4	
Valid votes/turnout					Total valid votes cast:	49081999	Turnout: 64.7	
Source:	IFES Election Guide <a href="http://www.electionguide.org/elections/id/2246/">http://www.electionguide.org/elections/id/2246/</a>							

# Micronesia, Federated States

**Election for:** Congress on 5 March 2013

**Electoral authority:**

**PEI Evaluations:** Moderate integrity **PEI Rank:** 25



## Highlights

On 5 March 2013, the Federated States of Micronesia (FSM) held elections for the 18th Congress. Members are elected for a two-year term. A total of 21 candidates ran for election. There were 10 seats at stake and three MPs were elected unopposed.<sup>104</sup> Turnout was 44.7%.<sup>105</sup> Parties are not banned by law but there are no political parties in FSM, elections are contested on local matters, and no woman was elected to the Congress. The results of the elections showed the importance of overseas votes, which raised concern.<sup>106</sup> Overall the Micronesian elections scored well in the PEI index.

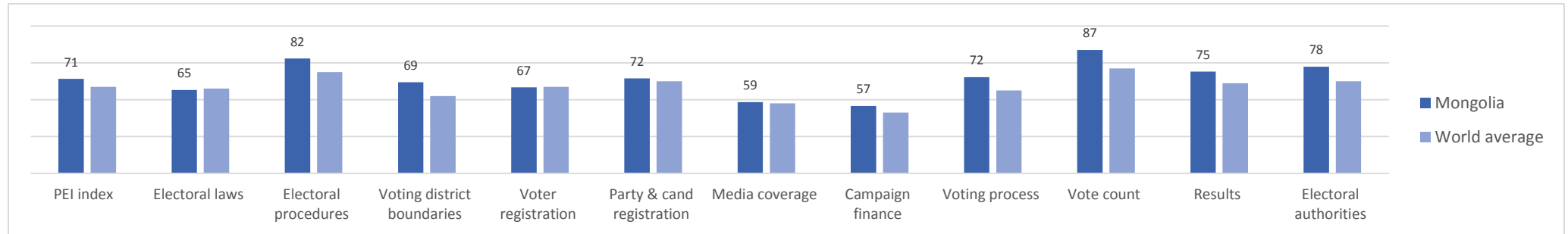
Largest Parties	Leader	#Seats	Change # seats	% Seats	# Votes	% Votes	In government
Independents		10		100.0			
Valid votes/turnout					Total valid votes cast:	41103	Turnout: 44.7
Source:	Psephos Adam Carr's Election Archive <a href="http://psephos.adam-carr.net/countries/m/micronesia/micronesia2013.txt">http://psephos.adam-carr.net/countries/m/micronesia/micronesia2013.txt</a>						

# Mongolia

**Election for:** President on 26 July 2013

**Electoral authority:** <http://www.gec.gov.mn/>

**PEI Evaluations:** High integrity **PEI Rank:** 24



## Highlights

Since the collapse of the communist one-party system in the 1990s, Mongolia has become a fast-growing economy, based on vast mineral resources, with a strong democracy. In the June 26 presidential election, three candidates stood. The campaign was low-key and calm. Incumbent President Tsakhiagiyn Elbegdorj of the Democratic Party received just over 50 percent of the vote, avoiding a runoff. Badmaanyambuugiyn Bat-Erdene of the Mongolian People’s Party received 42 percent, and Natsagiyn Udval of the Mongolian People’s Revolutionary Party, the country’s first woman presidential candidate, received 7 percent. PEI experts ranked the contest as high in electoral integrity across the board. Elections for the unicameral Assembly (Skupstina) in Montenegro use one nationwide constituency of 81 seats. Members are elected to serve 4-year terms through a closed-list proportional representation system using the d'Hondt method for seat allocation. Previously, five seats were reserved for a ‘special constituency’ in areas inhabited predominantly by the Albanian minority. These seats were abolished in an amendment to the election law in September, 2011. The OSCE report concluded that “The presidential election was professionally and efficiently administered. Candidates campaigned freely and fundamental freedoms of expression, movement, and association were mostly respected. However...allegations of the misuse of state resources and mistrust in public institutions and the judiciary diminished public confidence in the electoral process.” The PEI survey rated the contest as moderate in integrity with most concern about political finance.

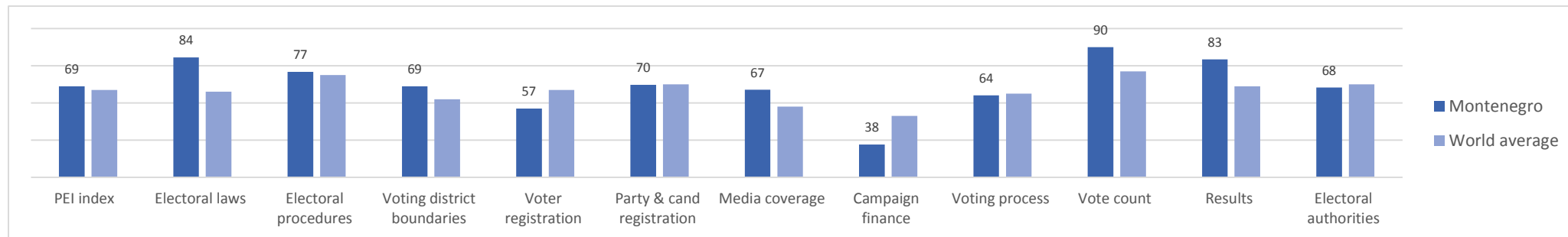
Largest Parties		Leader	#Seats	Change # seats	% Seats	# Votes	% Votes	In government
Democratic Party	DP	Tsakhiagiin ELBEGDORJ				622794	50.2	
Mongolian People's Party	MAH	Badmaanyambuugiin BAT-ERDINE				520380	42.0	
Mongolian People's Revolutionary Party	MAXH	Natsag UDVAL				80563	6.5	
Valid votes/turnout					Total valid votes cast:	1239784	Turnout: 67.2	
Source:	IFES Election Guide <a href="http://www.electionguide.org/elections/id/2277/">http://www.electionguide.org/elections/id/2277/</a>							

# Montenegro

**Election for:** Assembly on 14 October 2012

**Electoral authority:** <http://www.rik.co.me/>

**PEI Evaluations:** Moderate integrity **PEI Rank:** 29



## Highlights

Elections for the unicameral Assembly (Skupstina) in Montenegro use one nationwide constituency of 81 seats. Members are elected to serve 4-year terms through a closed-list proportional representation system using the d'Hondt method for seat allocation. Previously, five seats were reserved for a 'special constituency' in areas inhabited predominantly by the Albanian minority. These seats were abolished in an amendment to the election law in September, 2011. The OSCE report concluded that "The presidential election was professionally and efficiently administered. Candidates campaigned freely and fundamental freedoms of expression, movement, and association were mostly respected. However...allegations of the misuse of state resources and mistrust in public institutions and the judiciary diminished public confidence in the electoral process."<sup>107</sup> The PEI survey rated the contest as moderate in integrity with concern about political finance.

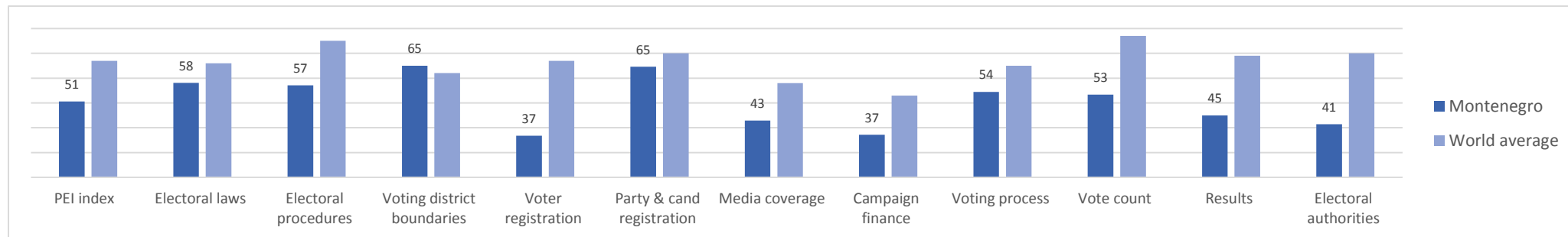
Largest Parties		Leader	#Seats	Change # seats	% Seats	# Votes	% Votes	In government
Coalition for a European Montenegro		Milo ĐUKANOVIĆ	39	-9	48.1	165380	46.3	No Change
Democratic Front	DF	Miodrag LEKIĆ	20	20	24.7	82752	23.2	No Change
Socialist People's Party of Montenegro	SNP	Srđan MILIĆ	9	-7	11.1	40079	11.2	No Change
Valid votes/turnout						Total valid votes cast:	356950	Turnout: 70.6
Source:	IFES Election Guide <a href="http://www.electionguide.org/elections/id/1640/">http://www.electionguide.org/elections/id/1640/</a>							

# Montenegro

**Election for:** President on 7 April 2013

**Electoral authority:** <http://www.rik.co.me/>

**PEI Evaluations:** Low integrity **PEI Rank:** 62



## Highlights

The president is elected by popular vote for a five-year term using a majoritarian 2nd ballot electoral system. Incumbent President Filip Vujanović of the Democratic Party of Socialists (DPS) was challenged by independent candidate Miodrag Lekić, who was a common candidate endorsed by the opposition. On 8 April 2013, Electoral Commission chairman Ivan Kalezić announced that Vujanović won the election with a narrow edge of 51.2% of the vote in the first round. The OSCE Observers noted that the election was professionally and efficiently administered. Candidates campaigned freely and fundamental freedoms of expression, movement, and association were mostly respected. Nevertheless there were issues arising from alleged misuse of state resources and lack of public confidence in the electoral process.<sup>108</sup> In contrast to the legislative contest, the presidential election was rated as low in integrity by PEI experts, with problems concerning the electoral authorities and results, the media, and voter registration.

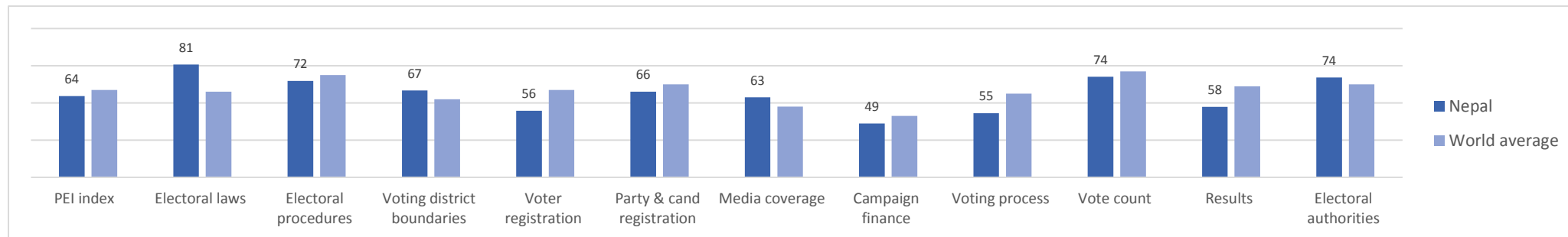
Largest Parties		Leader	#Seats	Change # seats	% Seats	# Votes	% Votes	In government
Democratic Party of Socialists	DPS	Filip VUJANOVIĆ				161940	51.2	
Independent		Miodrag LEKIĆ				154289	48.8	
Valid votes/turnout					Total valid votes cast:	316229	Turnout: 63.6	
Source:	IFES Election Guide <a href="http://www.electionguide.org/elections/id/2270/">http://www.electionguide.org/elections/id/2270/</a>							

# Nepal

**Election for:** Constituent Assembly on 19 November 2013

**Electoral authority:** <http://www.election.gov.np/election/np/>

**PEI Evaluations:** Moderate integrity **PEI Rank:** 37



## Highlights

Nepal has a mixed electoral system and a 601 seat unicameral Constituent Assembly (Sambidhan Sabha). 240 seats are won by a plurality in first past the post single member constituencies, while 335 are chosen in a closed list proportional representation system in one national district and the cabinet appoints 26 representatives for minorities that did not win seats in the last election. The November 19 election was the second election since the 2006 end of the decade-long Nepali civil war. It was also the second Assembly tasked with drafting a new constitution. The Nepali Congress Party (NC) led by Sushil Koiralawon won 196 elected seats with 25.6% vote (a sizable jump from the 115 seats it won in 2008 election) and the Communist Part of Nepal-United Marxist Leninist (CPN-UML) won 175 seats and 23.7% of the vote- a sizable decrease over the 229 it won in the 2008 election. Overall 122 parties contested the election and 30 parties won seats in the Constituent Assembly. 78% of eligible voters turned out to vote-15% more than in 2008. A number of international organizations monitored the election including the European Union, the Carter Center, and ANFREL, and all thought that the elections (organized by the Electoral Commission of Nepal) were well conducted. The CPN-UML alleged widespread fraud after their handy election loss, criticisms that were largely dismissed. The PEI survey saw the contest as moderate in integrity.

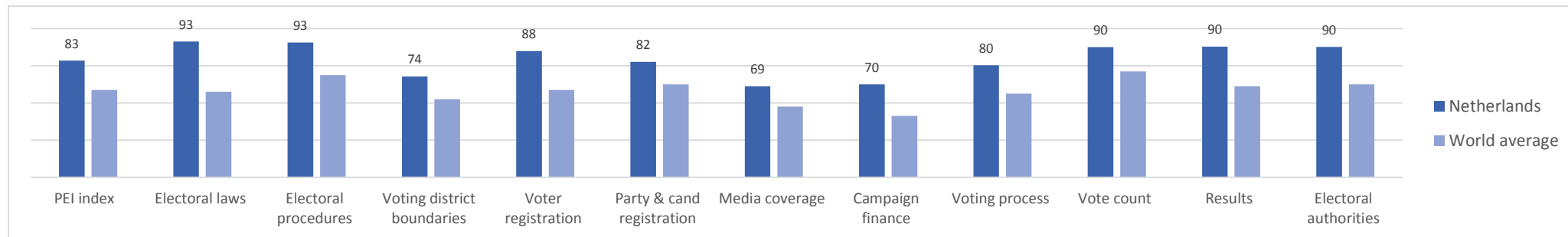
Largest Parties		Leader	#Seats	Change # seats	% Seats	# Votes	% Votes	In government
Nepali Congress		Sushil KOIRALA	196	81	32.6	2418370	25.6	
Communist Party of Nepal (Unified Marxist-Leninist)	CPN-UML	Jhala Nath KHANAL	175	67	29.1	2239609	23.7	
Unified Communist Party of Nepal (Maoist)	UCPN(M)	Pushpa Kamal DAHAL (Prachanda)	80	-149	13.3	1439726	15.2	
Rastriya Prajatantra Party Nepa	RPP	Pashupati SJB RANA	24	16	4.0	630697	6.7	
Rastriya Prajatantra Party	RPP	Pashupati SJB RANA	13	5	2.2	260234	2.7	
Valid votes/turnout					Total valid votes cast:	9463862	Turnout: 77.6	
Source:	IFES Election Guide <a href="http://www.electionguide.org/elections/id/1675/">http://www.electionguide.org/elections/id/1675/</a>							

# Netherlands

**Election for:** Second Chamber on 12 October 2012

**Electoral authority:** <https://www.kiesraad.nl/en>

**PEI Evaluations:** High integrity **PEI Rank:** 3



## Highlights

An early general election was held in the Netherlands on 12 September 2012 after Prime Minister Mark Rutte handed in his government's resignation to Queen Beatrix on 23 April. The 150 seats of the House of Representatives were contested using party-list proportional representation in a single nation-wide constituency. The People's Party for Freedom and Democracy (VVD) received a plurality of the votes, followed by the Labour Party (PvdA). The Party for Freedom (PVV) and Christian Democratic Appeal (CDA) both lost seats. After 49 days of negotiations, a new VVD-PvdA government was formed on 5 November 2012, comprising Mark Rutte as prime minister along with 7 VVD ministers and 6 PvdA ministers. The experts in the PEI survey judged the election very positively, with the country ranked 3rd in the comparison.

Largest Parties		Leader	#Seats	Change # seats	% Seats	# Votes	% Votes	In government
People's Party for Freedom and Democracy	VVD	Mark RUTTE	41	10	27.3	2504948	26.6	No Change
Labour Party	PvdA	Diederik SAMSON	38	8	25.3	2340750	24.8	Enter
Party for Freedom	PVV	Geert WILDERS	15	-9	10.0	950263	10.1	No Change
Socialist Party	SP	Emile ROEMER	15	0	10.0	909853	9.7	No Change
Christian Democratic Appeal	CDA	Sybrand van HAERSMA BURMA	13	-8	8.7	801620	8.5	Exit
Valid votes/turnout						Total valid votes cast:	9424235	Turnout: 74.6
Source:	IFES Election Guide <a href="http://www.electionguide.org/elections/id/526/">http://www.electionguide.org/elections/id/526/</a>							

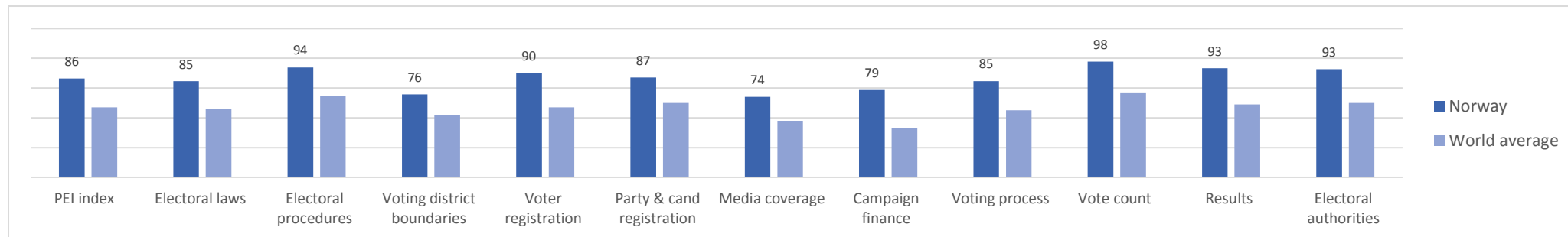


# Norway

**Election for:** Parliament on 9 September 2013

**Electoral authority:** [http://www.regjeringen.no/en/dep/krd/information-campaigns/election\\_portal/the-parliamentary-starting-election.html?id=538253](http://www.regjeringen.no/en/dep/krd/information-campaigns/election_portal/the-parliamentary-starting-election.html?id=538253)

**PEI Evaluations:** High integrity **PEI Rank:** 1



## Highlights

A parliamentary election for the 169 member Storting was held in Norway on 8 and 9 September 2013. The contest used party-list proportional representation in nineteen multi-member constituencies, each returning 3-18 members. In addition, 19 compensation seats are given to parties which win at least 4% of the vote and fewer seats than their share of the national popular vote entitles them to. The incumbent red-green coalition government lost with 72 seats, and Labour Party leader and Prime Minister Jens Stoltenberg conceded victory. They were beaten by the centre-right coalition with 96 seats, while the greens held one seat. The biggest gain was by the Conservative Party, led by Erna Solberg, which took 26.8% of the vote.<sup>109</sup> On September 30, the four parties on the right agreed to form a minority cabinet consisting of the Conservatives, Progress, Liberal and Christian Democratic parties. Erna Solberg is Norway's second female PM. Turnout was 78%. The Norwegian contest was rated extremely favorably by the PEI experts, where it ranked first overall in the global comparison.

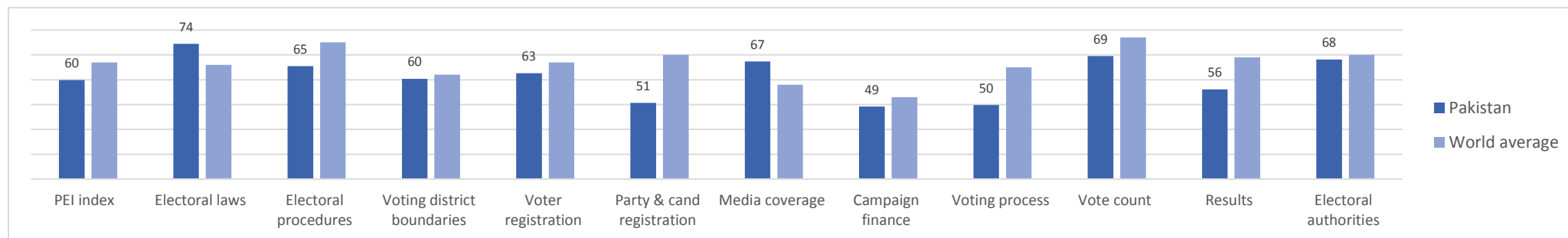
Largest Parties		Leader	#Seats	Change # seats	% Seats	# Votes	% Votes	In government
Labour Party	A	Jens STOLTENBERG	55	-9	32.5	874799	30.8	Exit
Conservative Party	H	Erna SOLBERG	48	18	28.4	760261	26.8	Enter
Progress Party	Frp	Siv JENSEN	29	-12	17.2	463525	16.3	Enter
Christian Democratic Party	KrF	Knut Arild HAREIDE	10	0	5.9	158471	5.6	No Change
Centre Party	Sp	Liv Signe NAVARSETE	10	-1	5.9	155350	5.5	Exit
Valid votes/turnout						Total valid votes cast:	2836141	Turnout: 78.2
Source:	IFES Election Guide <a href="http://www.electionguide.org/elections/id/1670/">http://www.electionguide.org/elections/id/1670/</a>							

# Pakistan

**Election for:** National Assembly on 11 May 2013

**Electoral authority:** <http://www.ecp.gov.pk/>

**PEI Evaluations:** Moderate integrity **PEI Rank:** 45



## Highlights

Pakistan uses single member plurality (First-Past-the-Post) electoral system for the 342-seat National Assembly (lower house). In the 11 May 2013 elections, the Pakistan Muslim League–Nawaz (PML-N) won 33 percent of the vote and, along with allied independents, 186 seats: 145 of the 272 determined by geographic constituencies, 35 of the 60 reserved for women, and 6 of the 10 reserved for non-Muslims. The Pakistan People’s Party of President Asif Ali Zardari won 15 percent and 39 seats, including 7 for women and 1 for non-Muslims; Pakistan Tehrik-e-Insaaf, led by former cricket star Imran Khan, won 17 percent and 35 seats, including 6 for women and one for non-Muslims; the Muttahida Qaumi Movement won 5 percent and 23 seats, including 4 for women and one for non-Muslims; and the Jamiat-Ulema-e-Islam Fazlur Rahman Group won 3 percent and 14 seats, including 3 for women and one for non-Muslims. Smaller parties won the remaining seats, and 12 seats remained unfilled. Former prime minister Nawaz Sharif of the PML-N became prime minister. There were about 130 reported security incidents and 150 people killed in election-related violence. The EU Observer mission concluded: “Despite escalating militant attacks, and procedural shortcomings, the electoral process progressed with high levels of competition, a marked increase in voter participation, and overall acceptance of the outcome. The electoral reform undertaken in the last few years, particularly in regards to the leadership of the Election Commission of Pakistan (ECP) and the electoral roll, provided for a significantly improved process. However fundamental problems remain with the legal framework.”<sup>110</sup> Women are under-registered and there is malapportionment in districts. The PEI experts thought that the contest showed moderate integrity, with weakness in the voting process.

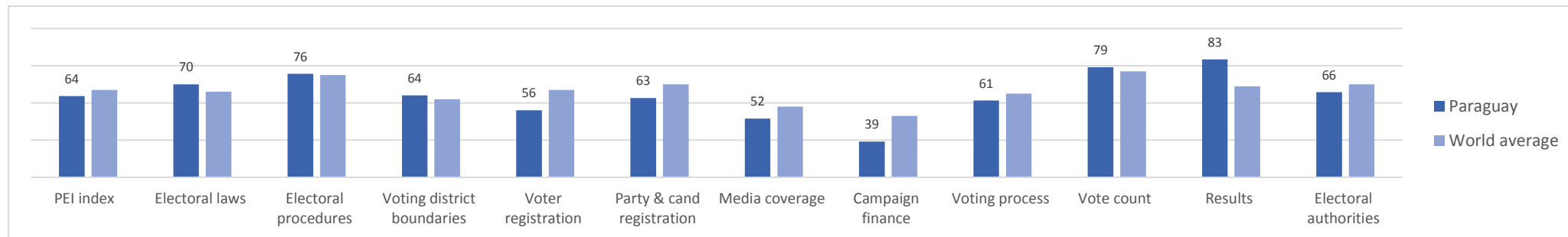
Largest Parties		Leader	#Seats	Change # seats	% Seats	# Votes	% Votes	In government
Pakistan Muslim League	PML-N	Nawaz SHARIF	167	76	48.8	14874104	32.8	No Change
Movement for Justice	PTI	Imran KHAN	35	35	10.2	7679954	16.9	No Change
Pakistan People’s Party	PPP	Bilawal Bhutto ZARDARI	39	-86	11.4	6911218	15.2	Exit
Muttahida Qaumi Movement	MQM	Altaf HUSSAIN	23	-2	6.7	2456153	5.4	No Change
Jamiat Ulema-e Islam-Fazl	JUI-F		14	14	4.1	1461371	3.2	No Change
Valid votes/turnout						Total valid votes cast: 45388404	Turnout: 53.9	
Source:	IFES Election Guide <a href="http://www.electionguide.org/elections/id/545/">http://www.electionguide.org/elections/id/545/</a>							

# Paraguay

**Election for:** President on 21 April 2013

**Electoral authority:** <http://www.tsje.gov.py/>

**PEI Evaluations:** Moderate integrity **PEI Rank:** 36



## Highlights

In the April 21 presidential election, Horacio Cartes of the Colorado Party (ANR) won with 46 percent of the vote, defeating Efraín Alegre, who was backed by a coalition including incumbent president Federico Franco’s Authentic Radical Liberal Party (PLRA), and won 37 percent. Mario Ferreiro of the Avanza País coalition won 6 percent, and eight other candidates split the remaining votes. Elections were held concurrently for Paraguay’s bicameral legislature. In the 80-member House of Deputies, ANR won 37 percent and 44 seats, the PLRA won 13 percent and 27 seats, and several other parties split the remaining seats. In the 45-seat Senate, ANR won 36 percent of the vote and 19 seats, the PLRA won 24 percent of the vote and 13 seats, Frente Guasú won 10 percent and 5 seats, the Progressive Democratic Party (PDP) won 6 percent and 3 seats, and several smaller parties split the remaining 5 seats. The contest was seen as moderate in integrity by the PEI experts.

Largest Parties		Leader	#Seats	Change # seats	% Seats	# Votes	% Votes	In government
Colorado Party		Horacio CARTES				1104169	48.5	
Authentic Radical Liberal Party	PLRA	Efraín ALEGRE				889451	39.0	
Forward Country	AP	Mario FERREIRO				141716	6.2	
Front Guasu	PQ	Anibal CARRILLO				79573	3.5	
Beloved Fatherland	FG	Miguel CARRIZOSA				27026	1.2	
Valid votes/turnout					Total valid votes cast:	2277734	Turnout: 68.5	

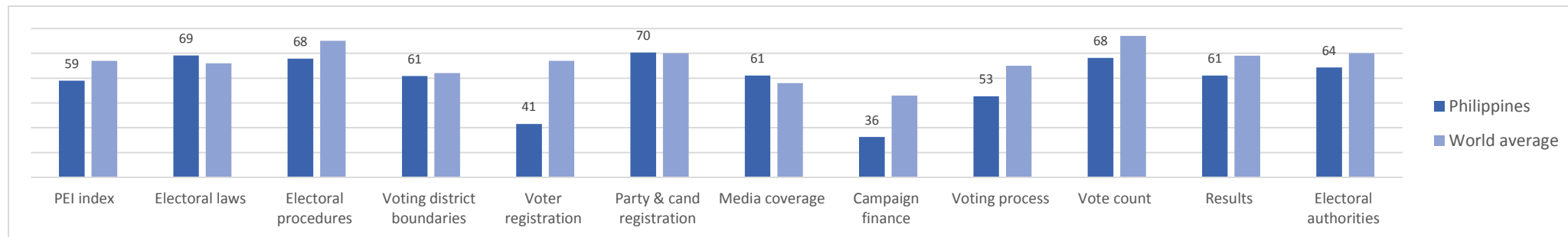
Source: General Elections Electoral Justice <http://tsje.gov.py/e2013/resultados-elecciones-2013.html>

# Philippines

**Election for:** Senate on 13 May 2013

**Electoral authority:** <http://www.comelec.gov.ph>

**PEI Evaluations:** Moderate integrity **PEI Rank:** 47



## Highlights

In 13 May 2013 elections for the Philippines’ bicameral legislature, supporters of President Benigno Aquino III won 9 of the 12 seats up for election in the 24-seat Senate. The United Nationalist Alliance, which opposed Aquino, won 3 seats. Aquino supporters now hold 13 seats in the Senate. In elections for the 234 seats of the House of Representatives allotted to single-member districts, Aquino’s Liberal Party won 107 seats, according to unofficial results. The Nationalist People’s Coalition won 41 seats; the newly formed National Union Party won 24 seats; the Nacionalista Party won 19 seats; and smaller parties and independents claimed the other district seats. The remaining 58 seats in the 292-member body were allotted to closed national lists designed to benefit underrepresented political groups. The contest was seen as moderate in integrity by the PEI experts.

Largest Parties		Leader	#Seats	Change # seats	% Seats	# Votes	% Votes	In government
United Nationalist Alliance	UNA	Jejomar BINAY	3	3	25.0	64229252		No Change
Independents			2	2	16.7	38956934		No Change
Nacionalista Party	NP	Manuel VILLAR Jr	3	1	25.0	36589221		No Change
Liberal Party	LP	Manuel ROXAS II	1	-3	8.3	26939654		No Change
Nationalist People’s Coalition	NPC	Isabela JUN DY	1	-1	8.3	24110407		No Change
Valid votes/turnout						Total valid votes cast:	27584741	Turnout: 61.0

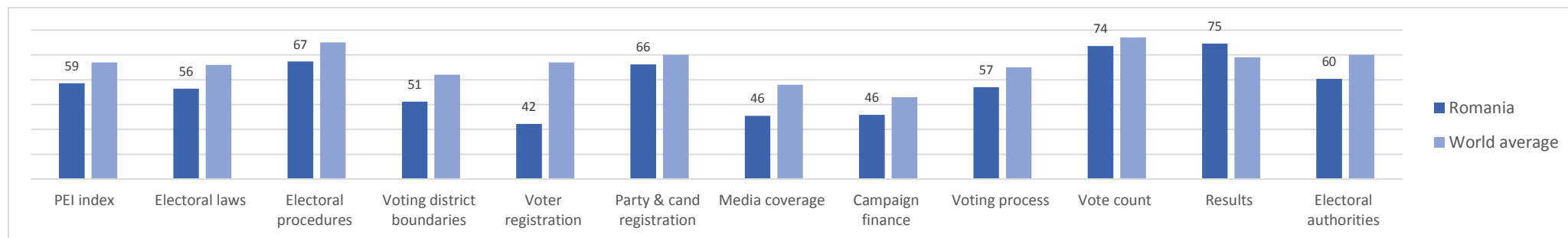
Source: IFES Election Guide <http://www.electionguide.org/elections/id/546/>

# Romania

**Election for:** Chamber of Deputies on 9 December 2012

**Electoral authority:** <http://www.roaep.ro>

**PEI Evaluations:** Moderate integrity **PEI Rank:** 48



## Highlights

Legislative elections were held in Romania on 9 December 2012. Turnout was at 41.7%, similar to the last legislative elections held in 2008. The Social Liberal Union won an absolute majority in both the Chamber of Deputies and the Senate. The Social Liberal Union obtained a huge majority in both the Chamber of Deputies and the Senate, with 60.07% and 58.61% of the votes respectively and in MP mandates, a record number of 395 seats. Far behind, the Right Romania Alliance came in second place with only 16.72% and 16.52% of the votes and 80 seats, losing about half of what they won in 2008. The Right Romania alliance officially dissolved after the election. People's Party – Dan Diaconescu and Hungarian Democratic Union of Romania were the only other political groups that won seats in the Senate. Several parties for ethnic minorities also received individual seats in the Chamber of Deputies. The contest was seen as moderate in integrity by the PEI experts.

Largest Parties		Leader	#Seats	Change # seats	% Seats	# Votes	% Votes	In government
Social-Liberal Union	USL	Victor PONTA, Crin ANTONESCU, and Daniel	122	122	38.7	4457526	60.1	Enter
Right Romanian Alliance	ARD	Vasile BLAGA, Mihai Răzvan UNGUREANU, and Aurelian PAVELESCU	24	24	7.6	1239318	16.7	Exit
People's Party - Dan Diaconescu			21		6.7	1086822	14.7	No Change
Democratic Union of Hungarians in Romania			9		2.9	388528	5.2	No Change
Valid votes/turnout						Total valid votes cast:	7416628	Turnout: 41.8

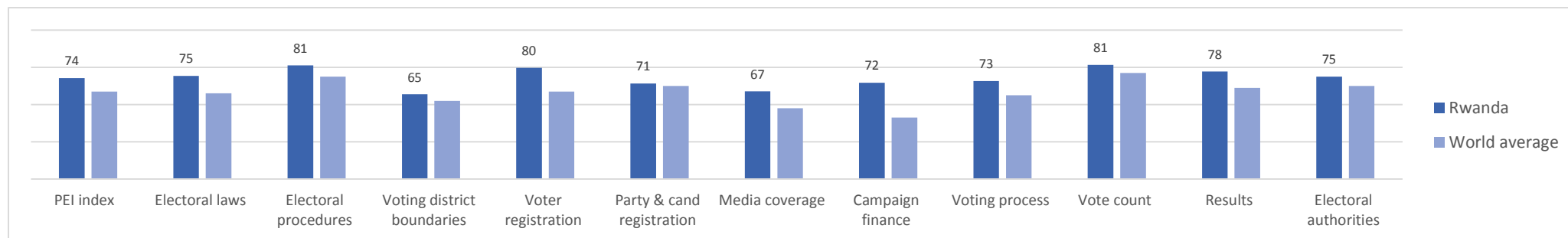
Source: IFES Election Guide <http://www.electionguide.org/elections/id/532/>

# Rwanda

**Election for:** Chamber of Deputies on 16-18 September 2013

**Electoral authority:** <http://www.comelena.gov.rw/home/>

**PEI Evaluations:** High integrity **PEI Rank:** 15



## Highlights

In total, 410 candidates ran for 80 available seats in Rwanda’s Chamber of Deputies (Lower House) on 16-18 September 2014. 53 members were directly elected through a closed-list proportional representation system in one nationwide constituency. Party list candidates or independents have to secure a minimum of 5% of the overall vote to enter parliament. 27 members were indirectly elected by special interest groups represented in electoral colleges from each province and the capital Kigali (two reserved seats for youth, one for disabled, plus 24 for women).<sup>111</sup> Reported turnout was remarkably high with 98.8%.<sup>112</sup> The election was an overwhelming victory for the incumbent Rwandan Patriotic Front (FPR) of Paul Kagame, Rwanda’s long-time leader who ended the genocide in 1994 and retains the Presidential office since 2000. The FPR and its allies won 41 of the 53 directly elected seats, while two opposition parties took the remaining seats. The FPR’s lowest results were in Kigali (74.75%), while it secured 97 % of the diaspora vote.<sup>113</sup> The FPR has dominated Rwandan politics since 1994 and ran on its governmental record, citing its infrastructure spending and economic development.<sup>114</sup> Its candidate for prime minister, Pierre Habumuremyi, as well as president Kagame also stressed national unity and security as top issues, after several of Kagame’s close aids defected and were accused by the FPR to be behind two grenade attacks in Kigali shortly before election day.<sup>115</sup> Apart from these attacks, the election was lauded by the African Union as peaceful and conducted in a professional manner by the National Election Commission.<sup>116</sup> In a similar vein, the East African Community noted that the election was ‘conducted in accordance with the constitutional and legal framework of Rwanda and the outcome reflects the will of the people of Rwanda.’<sup>117</sup> The election saw a record number of women enter parliament, 63.8%, the highest proportion of any legislature worldwide. The PEI experts are regarded the contest positively, ranking it high in integrity.

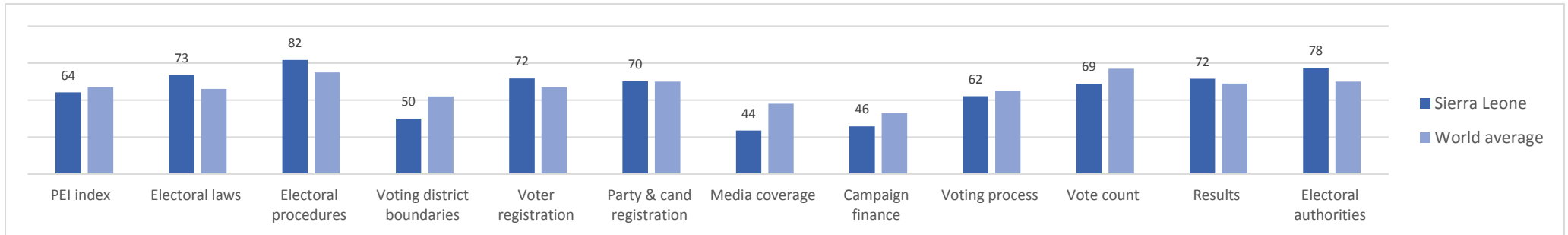
Largest Parties		Leader	#Seats	Change # seats	% Seats	# Votes	% Votes	In government
Rwandan Patriotic Front	FPR	Paul KAGAME	41		51.3			No Change
Social Democratic Party	PSD		7		8.8			No Change
Liberal Party			5		6.3			No Change
Valid votes/turnout					Total valid votes cast:	5881874	Turnout: 98.8	
Source:	Inter-Parliamentary Union <a href="http://www.ipu.org/parline-e/reports/2265_E.htm">http://www.ipu.org/parline-e/reports/2265_E.htm</a>							

# Sierra Leone

**Election for:** President on 17 November 2012

**Electoral authority:** <http://www.nec-sierraleone.org/>

**PEI Evaluations:** Moderate integrity **PEI Rank:** 34



## Highlights

Sierra Leone held presidential, parliamentary, and local government elections on Nov. 17, 2012. The presidential elections were the third to take place since the end of the devastating war in Sierra Leone, and the first elections that were fully self-administered. Additionally, 112 seats in the Parliament were at stake. Observers from the European Union, the Carter Center, the Commonwealth, and the African Union described the conduct of the electoral process as free and fair, though they cited a few incidents of violence. The PEI survey found that the contest had moderate integrity.

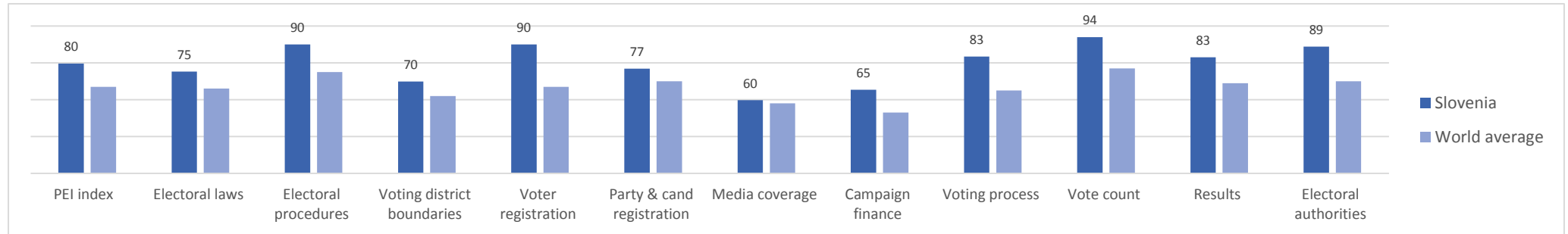
Largest Parties		Leader	#Seats	Change # seats	% Seats	# Votes	% Votes	In government
All People's Congress	APC	Ernest Bai KOROMA				1314881	58.7	
Sierra Leone's People Party	SLPP	Julius Maada BIO				837517	37.4	
People's Movement for Democratic Change	PMDC	Charles Francis MARGAI				28944	1.3	
Citizens Democratic Party	CDP	Joshua Albert CAREW				22863	1.0	
Revolutionary United Front Party	RUFPP	Eldred COLLINS				12993	0.6	
Valid votes/turnout					Total valid votes cast:	2241728	Turnout: 87.3	
Source:	IFES Election Guide <a href="http://www.electionguide.org/elections/id/2252/">http://www.electionguide.org/elections/id/2252/</a>							

# Slovenia

**Election for:** President on 2 December 2012

**Electoral authority:** <http://www.dvk-rs.si/index.php/si/>

**PEI Evaluations:** High integrity **PEI Rank:** 9



## Highlights

Presidential elections were held in Slovenia on 11 November 2012, with a run-off held on 2 December 2012. The incumbents were president Danilo Türk, the SDS/NSi party candidate Milan Zver and Borut Pahor of the Social Democrats. The first round was won, contrary to the opinion poll predictions, by Pahor, with Türk placing second. In the run-off election, Pahor won with roughly two thirds of the vote. The PEI survey gave a positive assessment of the quality of the election, rated as high integrity.

Largest Parties	Leader	#Seats	Change # seats	% Seats	# Votes	% Votes	In government
Social Democrats	Borut PAHOR				474309	67.4	
Independent	Danilo TURK				228980	32.6	
Valid votes/turnout					Total valid votes cast:	703289	Turnout: 42.0
Source:	IFES Election Guide <a href="http://www.electionguide.org/elections/id/2253/">http://www.electionguide.org/elections/id/2253/</a>						

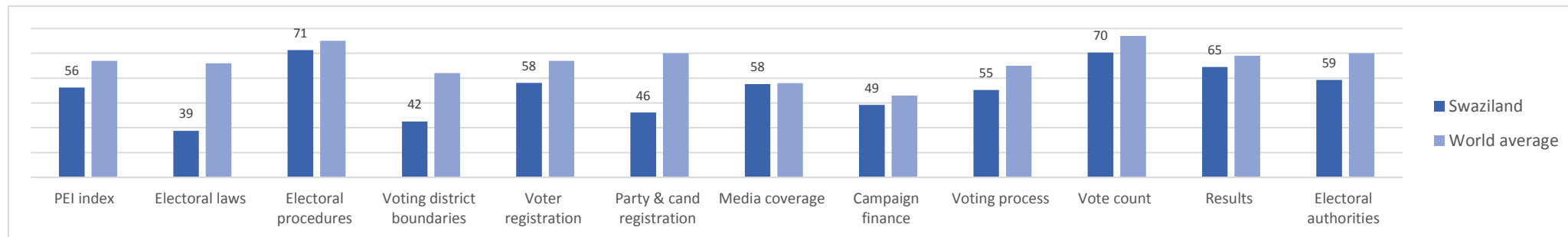


# Swaziland

**Election for:** House of Assembly on 20 September 2013

**Electoral authority:** <http://www.elections.org.sz/>

**PEI Evaluations:** Low integrity **PEI Rank:** 51



## Highlights

General elections were held in Swaziland on 20 September 2013 to elect 55 of the 65 members in the Swazi House of Assembly (the remaining 10 members are appointed by the king). The current electoral system prohibits political parties from taking part in the election, and draws severe criticism from observers from the African Union.<sup>118</sup> Furthermore, under this tinkhundla system the King possesses all legislative power as well as the power to vote legislation approved by parliament, which also raises concern among international observers.<sup>119</sup> The results saw major changes in the parliament, with at least 46 current MPs, including six government ministers, not re-elected. Despite calls to boycott the elections from opposition groups, some anti-government candidates still took part in the election and managed to secure seats.<sup>120</sup> The restrictive tinkhundla system, however, limits hopes of political change.<sup>121</sup> Most criticisms of the election were leveled against its tinkhundla system, which gives disproportionate power to King Mswati III, who has been accused of harassing and jailing pro-democracy activists in the past.<sup>122</sup> There was also some problem with discrimination against women during voter registration, the result of archaic customs that limit women participation in politics. In two particular cases, the former MP Jennifer Du Pont was discouraged from running for election because she was in mourning, while another candidate Mana Mavimbela was initially disqualified because she was wearing pants.<sup>123</sup> In spite of these issues, the voting day took place in general peace, and the results accepted without serious challenge or protest.<sup>124</sup> PEI experts evaluated the contest as low integrity with problems about the electoral laws.

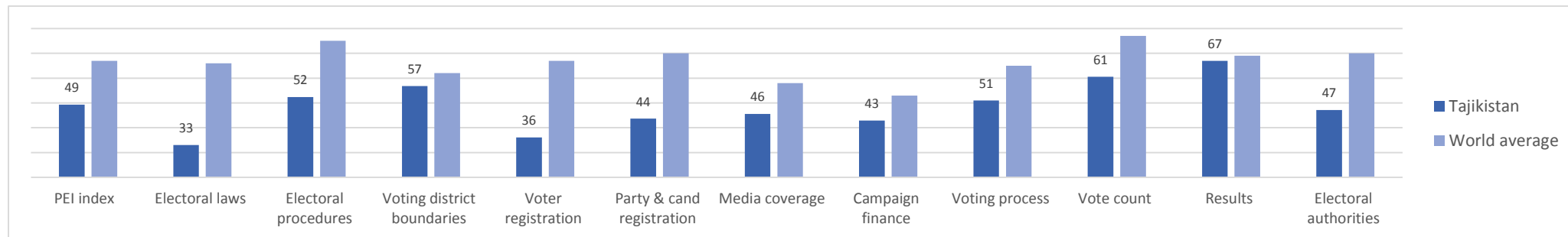
Largest Parties	Leader	#Seats	Change # seats	% Seats	# Votes	% Votes	In government
Independents		55		100.0			
Valid votes/turnout	Total valid votes cast:				103683	Turnout: 25.0	
Source:	Elections & Boundaries Commission of Swaziland <a href="http://www.elections.org.sz/index.php/election-dates/2013-09-23-09-08-07/hhohho-region">http://www.elections.org.sz/index.php/election-dates/2013-09-23-09-08-07/hhohho-region</a>						

# Tajikistan

**Election for:** President on 6 November 2013

**Electoral authority:**

**PEI Evaluations:** Low integrity **PEI Rank:** 65



## Highlights

Tajikistan’s 6 November presidential election returned incumbent President Emomalii Rahmon to power for another seven-year term with 84% of the vote with 86% turnout. The Tajik President is both head of state and of government, popularly elected, and limited to two terms. If no candidate wins a majority, a second round is held with the top two candidates. Turnout has to be at least 50% in order for the election to be considered valid. The election was administered by the Central Commission on Elections and Referenda. President Rahmon would not have normally be able to run in 2013 as he has been in office since 1994, but a 2003 constitutional amendment allowed for a third term stretching to 2020. There were five other candidates on the ballot, but the main opposition candidate Oninhol Bobonazarova (United Reformist Forces) was not one of them because she was roughly 9,000 signatures short of the 210,000 signatures (5% of eligible voters) necessary to get on the ballot. This high bar was criticized by the OSCE-European Parliament (OSCE-EP) monitors concluding that these “restrictive candidate registration requirements resulted in a lack of genuine choice and meaningful pluralism.”<sup>125</sup> Others monitoring the election included the Commonwealth of Independent State and observers from the Chinese government.<sup>126</sup> On election day the OSCE-EP team reported integrity problems including “widespread proxy voting, group voting, and indications of ballot box stuffing.”<sup>127</sup> The CIS and Chinese observers were less critical with the Chinese observers saying that voting was “open and transparent.”<sup>128</sup> The government was also criticized for not allowing the roughly 1 million eligible voters living abroad to vote in the election. According to the World Bank<sup>129</sup> Tajikistan receives 47% of its GDP as remittances from its migrant laborers abroad, more than any other country. The PEI experts saw the contest as low integrity with flawed laws and voter registration procedures.

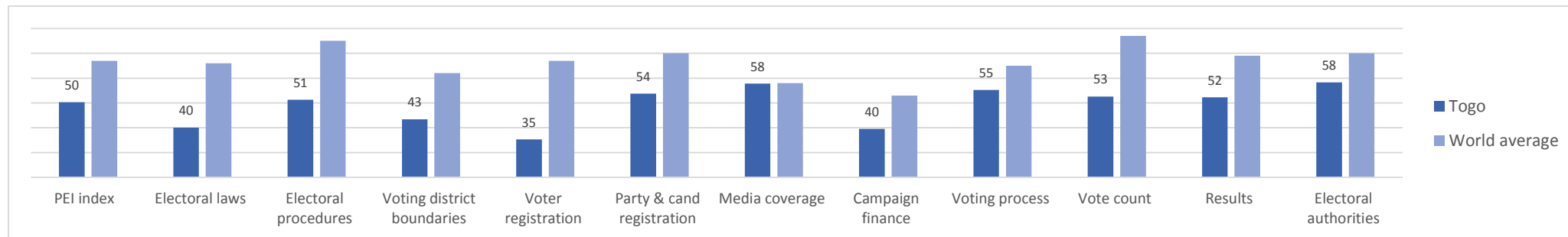
Largest Parties	Leader	#Seats	Change # seats	% Seats	# Votes	% Votes	In government
People's Democratic Party of Tajikistan	PDPT	Emomali RAHMON			3023754	83.9	
Communist Party		Ismoil TALBAKOV			181675	5.0	
Agrarian Party		Tolibbak BUKHORIEV			166224	4.6	
Economic Reforms Party		Olimjon BOBOYEV			140733	3.9	
Valid votes/turnout				Total valid votes cast:	3603107	Turnout: 86.6	
Source:	IFES Election Guide <a href="http://www.electionguide.org/elections/id/2288/">http://www.electionguide.org/elections/id/2288/</a>						

# Togo

**Election for:** National Assembly on 25 July 2013

**Electoral authority:** <http://www.ceni-tg.org/>

**PEI Evaluations:** Low integrity **PEI Rank:** 64



## Highlights

In July 25 elections for the 91-seat National Assembly, President Faure Gnassingbé's Union for the Republic, formed in 2012 to replace the Rally of the Togolese People, won 62 seats. The opposition groups Let's Save Togo and the Rainbow Coalition won 19 and 6 seats, respectively. The Union of Forces for Change, a former opposition party that joined the government in 2010, won 3 seats. An independent candidate won the final seat. Opposition parties filed appeals calling the results fraudulent, but these were ultimately dismissed by the constitutional court. The elections had originally been scheduled for October 2012 but were thrice delayed due to mass protests against the electoral law and opposition threats to boycott. The Togo contest was rated poorly by PEI experts with concern about the legal framework.

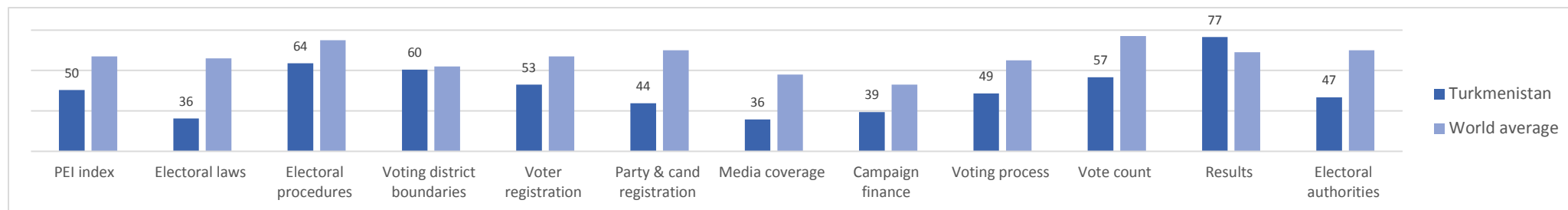
Largest Parties		Leader	#Seats	Change # seats	% Seats	# Votes	% Votes	In government
Union for the Republic	UNIR	Faure GNASSINGBÉ	62	62	68.1	557040	41.3	No Change
Save Togo Group	CST	Ata Messan Zeus AJAVON	19	19	20.9	464955	34.5	No Change
Rainbow Coalition		Brigitte Adjagmagbo JOHNSON	6	6	6.6	151143	11.2	No Change
Union of Forces of Change	UFC	Gilchrist OLYMPIO	3	-24	3.3	94839	7.0	No Change
Valid votes/turnout						Total valid votes cast:	1349469	Turnout: 46.9
Source:	IFES Election Guide <a href="http://www.electionguide.org/elections/id/1667/">http://www.electionguide.org/elections/id/1667/</a>							

# Turkmenistan

**Election for:** Assembly on 15 December 2013

**Electoral authority:**

**PEI Evaluations:** Low integrity **PEI Rank:** 63



## Highlights

Parliamentary election was held on 15 December 2013 in Turkmenistan. The government was led by the Democratic Party, which has dominated the country since the collapse of the USSR. The Mejlis of Turkmenistan is a unicameral parliament of 125 members. Parties, citizens' groups, trade unions and a women rights group nominated 283 candidates to compete for five-year mandates in single-seat constituencies. The governing Democratic Party won the election with 47 of the 125 seats in parliament; the Organisation of Trade Unions of Turkmenistan obtained 33; the Women's Union of Turkmenistan took 16 seats; the newly-formed Party of Industrialists reached 14 seats; Magtymguly Youth Organization obtained 8, while Citizens Groups got 7. All the parties and groups, however, are loyal to President Gurbanguly Berdimukhammedov. Turnout was 91.33%.<sup>130</sup> The President and some members of the Democratic Party of Turkmenistan suspended their party membership for the time of the elections. As the OSCE Needs Assessment Mission Report stated: "While additional candidates from another political party could imply a measure of choice between candidates and could be interpreted as a move towards political pluralism, it is no substitute for a genuinely pluralistic environment which would provide for the functioning of a political opposition to the incumbent authorities. It was not clear how the party platforms would differ, and whether the new party provides a genuine political alternative to the voters."<sup>131</sup> They reported that the elections were neither free nor fair: "The absence of political pluralism and the insufficient separation of powers between different branches of government, as well as the need to increase respect of basic fundamental freedoms, impede the holding of elections in line with the OSCE commitments and international standards."<sup>132</sup> According to Freedom House, Turkmenistan is one of the nine "worst of the worst" countries on human rights issues. Amnesty International stated that the elections took place amid "an atmosphere of total repression, denial of the basic human rights, and the all-permeating fear that has gripped society in Turkmenistan for years"<sup>133</sup> PEI experts concurred by evaluating the contest as low integrity.

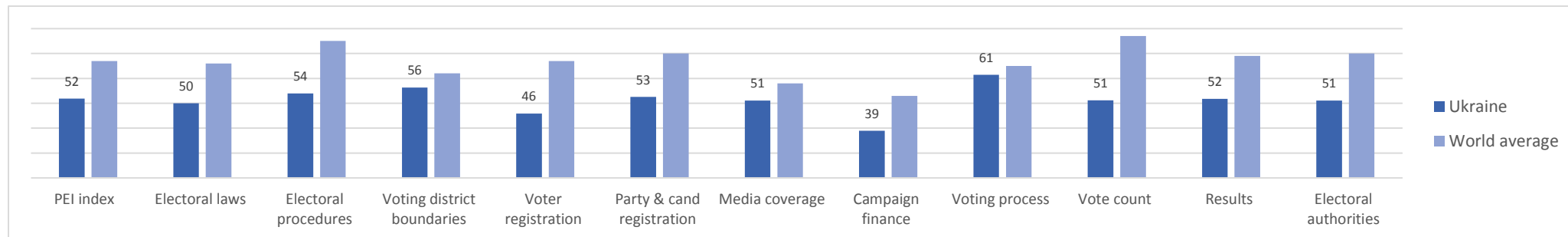
Largest Parties	Leader	#Seats	Change # seats	% Seats	# Votes	% Votes	In government
Democratic Party		47		37.6			
Organisation of Trade Unions of Turkmenistan		33		26.4			
Party of Industrialists and Entrepreneurs of Turkmenistan		14		11.2			
Women's Union of Turkmenistan		16		12.8			
Magtymguly Youth Organisation		8		6.4			
Valid votes/turnout				Total valid votes cast:	2797637	Turnout: 91.3	
Source:	State News Agency of Turkmenistan <a href="http://www.turkmenistan.gov.tm/_eng/?id=3069">http://www.turkmenistan.gov.tm/_eng/?id=3069</a>						

# Ukraine

**Election for:** Supreme Council on 28 October 2012

**Electoral authority:** <http://www.cvk.gov.ua/>

**PEI Evaluations:** Low integrity **PEI Rank:** 60



## Highlights

The Ukrainian parliamentary election took place on 28 October 2012. Unlike the two previous elections, this election used a mixed voting system for the 450 seats (50% under party lists and 50% under simple-majority constituencies) with a 5% election threshold and the participation of blocs of political parties was not allowed any more. The Central Election Commission of Ukraine finalized the vote count on 12 November 2012 but simultaneously ordered – on the recommendation of the Verkhovna Rada (Ukraine's parliament) – repeat the elections in five troubled single-mandate constituencies where it could not establish results. The Party of Regions led by Mykola Azarov won 30% of the vote and 185 seats. Fatherland party came second, with 25.5% of the vote and 101 seats. The party had been led by Yulia Tymoshenko, until her trial and imprisonment in 2011. The OSCE said the election was characterized by "the lack of a level playing field, caused primarily by the abuse of administrative resources, lack of transparency of campaign and party financing, and lack of balanced media coverage".<sup>134</sup> By contrast, the 56 members of the European Academy for Elections Observation, most of whom are European Parliament members, said the vote was held "in compliance with democratic norms". They called it "a good election, not perfect but clearly acceptable".<sup>135</sup> PEI experts rated the contest as low integrity.

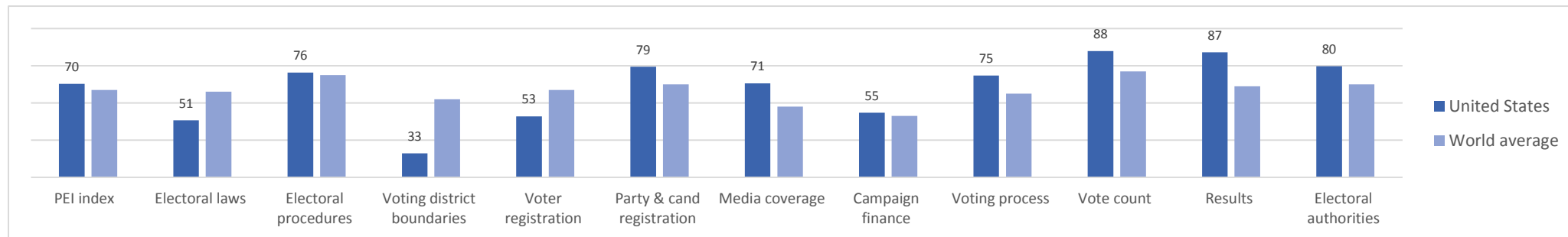
Largest Parties		Leader	#Seats	Change # seats	% Seats	# Votes	% Votes	In government
Party of Regions	PRU	Viktor YANUKOVYCH	185	10	41.1	6116746	30.0	No Change
United Opposition/Batkivschyna ('Fatherland')		Arseniy YATSENYUK	101	-127	22.4	5209090	25.5	No Change
Ukrainian Democratic Alliance for Reform	UDAR	Vitaliy KLITSCHKO	40	40	8.9	2847979	14.0	No Change
Communist Party of Ukraine	CPU	Petro SYMONENKO	32	5	7.1	2687269	13.2	No Change
All Ukrainian Union		Oleh TYAHNYBOK	37		8.2	2129933	10.4	No Change
Valid votes/turnout						Total valid votes cast: 20388019	Turnout: 55.6	
Source:	IFES Election Guide <a href="http://www.electionguide.org/elections/id/1641/">http://www.electionguide.org/elections/id/1641/</a>							

# United States

**Election for:** President on 6 November 2012

**Electoral authority:** <http://www.fec.gov>

**PEI Evaluations:** Moderate integrity **PEI Rank:** 26



## Highlights

The United States election of 2012 was the 57th presidential contest. It was held on Tuesday, 6 November 2012. The Democratic nominee, incumbent President Barack Obama, and his running mate, Vice President Joe Biden, were re-elected to a second term, defeating the Republican nominee, former Massachusetts Governor Mitt Romney, and his running mate, Representative Paul Ryan of Wisconsin. The United States presidential election of 2012 broke new records in financing, fundraising, and negative campaigning. Through grass-roots campaign contributions, online donations, and Super PACs, Obama and Romney raised a combined total of more than two billion dollars. Super PACs constituted nearly one fourth of the total financing, with most of the total coming from pro-Romney PACs. Obama raised \$690 million through online channels, beating his record of \$500 million in 2008.<sup>136</sup> Most of the advertising in the 2012 presidential campaign was decidedly negative: it was found that 80% of the ads put out by Obama and 84% of the ads put out by Romney were negative. The election was also characterized by heated partisan debate over issues of electoral integrity, in particular whether state-led initiatives to amend voter registration requirements were important to prevent fraud or whether these would deter voting participation.<sup>137</sup> The PEI survey rated the contest as moderate integrity, with concern about district boundaries and money in politics.

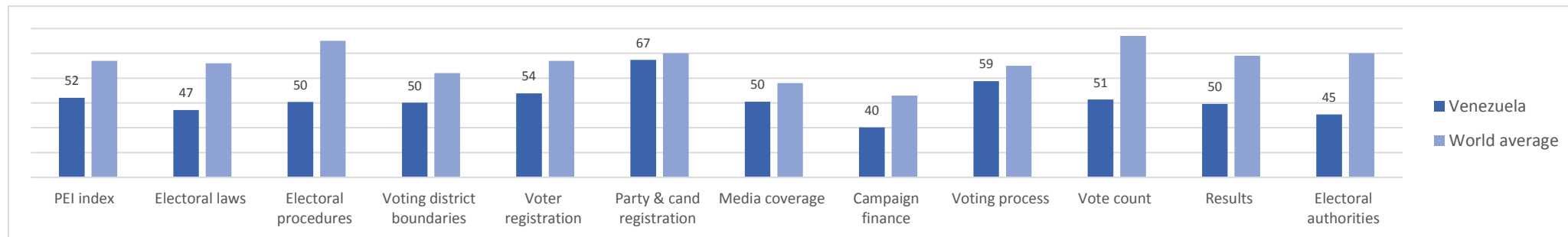
Largest Parties		Leader	#Seats	Change # seats	% Seats	# Votes	% Votes	In government
The Democratic Party	DEM	Barack OBAMA				65915796	51.1	No Change
The Republican Party	REP	Mitt ROMNEY				60933500	47.2	No Change
Valid votes/turnout					Total valid votes cast:	129085403	Turnout: 60.4	
Source:	IFES Election Guide <a href="http://www.electionguide.org/elections/id/2249/">http://www.electionguide.org/elections/id/2249/</a>							

# Venezuela

**Election for:** President on 7 October 2012

**Electoral authority:** <http://www.cne.gov.ve>

**PEI Evaluations:** Moderate integrity **PEI Rank:** 40



## Highlights

Venezuela went to the polls on 7 October 2012 to choose a president for the six-year term beginning February 2013. After the approval of the Amendment No. 1 of the Constitution of Venezuela in 2009, which abolished term limits; incumbent Hugo Chávez, representing the United Socialist Party of Venezuela (Partido Socialista Unido de Venezuela, PSUV) was able to present himself again as a candidate after his reelection in 2006. His main challenger was Governor Henrique Capriles Radonski of Miranda, representing Justice First. Hugo Chávez was elected for a fourth term as President of Venezuela with 55.07% of the popular vote, ahead of the 44.31% of his main competitor, Henrique Capriles. The elections showed a historically high turnout, above 80% of the electorate, considering that voting in that country is not mandatory. The experts in PEI saw the contest as moderate in integrity with problems over media coverage and political finance.

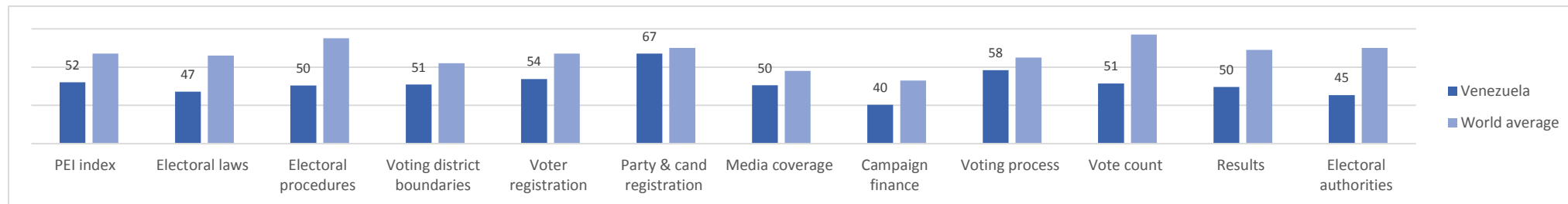
Largest Parties		Leader	#Seats	Change # seats	% Seats	# Votes	% Votes	In government
United Socialist Party of Venezuela	PSUV	Hugo CHAVEZ				8191132	55.3	No Change
Justice First	PJ	Henrique CAPRILES Radonski				6554725	44.3	No Change
Valid votes/turnout					Total valid votes cast:	14806270	Turnout: 80.6	
Source:	IFES Election Guide <a href="http://www.electionguide.org/elections/id/2248/">http://www.electionguide.org/elections/id/2248/</a>							

# Venezuela

**Election for:** President on 14 April 2013

**Electoral authority:** <http://www.cne.gov.ve>

**PEI Evaluations:** Low integrity **PEI Rank:** 59



## Highlights

Following the death of Hugo Chavez from cancer, a special presidential election to replace him was held on 14 April 2013.<sup>138</sup> Voters gave Nicolás Maduro—who had assumed the role of acting president since Chávez's death—a narrow victory (1.49% of the vote) over his opponent Henrique Capriles Radonski, Capriles refused to accept the results of the election, claiming election irregularities. The National Electoral Council's post-election audit of a random selection of 54% of votes, comparing the electronic records with the paper ballots, showed no discrepancy with the initial results and the Supreme Court denied his appeal. The Carter Center report was critical of a number of irregularities.<sup>139</sup> One study concluded: "The National Electoral Council (CNE) comprises five directors, four of whom are chavistas; government candidates have full access to public fiscal, media, and institutional resources that they use prior to, during, and following election day; the CNE has banned international observation missions and only allows nonprofessional "accompaniment missions"; massive social programs are launched during election campaigns and voters are threatened with loss of benefits if they vote against government candidates; public resources are used by incumbents to mobilize and intimidate voters, among other ills."<sup>140</sup> PEI rated this contest as low integrity with weaknesses over the electoral authorities and campaign finance.

Largest Parties		Leader	#Seats	Change # seats	% Seats	# Votes	% Votes	In government
United Socialist Party of Venezuela	PSUV	Nicolás MADURO Moras				7586251	50.6	No Change
Justice First	PJ	Henrique CAPRILES Radonski				7361512	49.1	No Change
Valid votes/turnout					Total valid votes cast:	14986744	Turnout: 79.6	
Source:	IFES Election Guide <a href="http://www.electionguide.org/elections/id/2271/">http://www.electionguide.org/elections/id/2271/</a>							

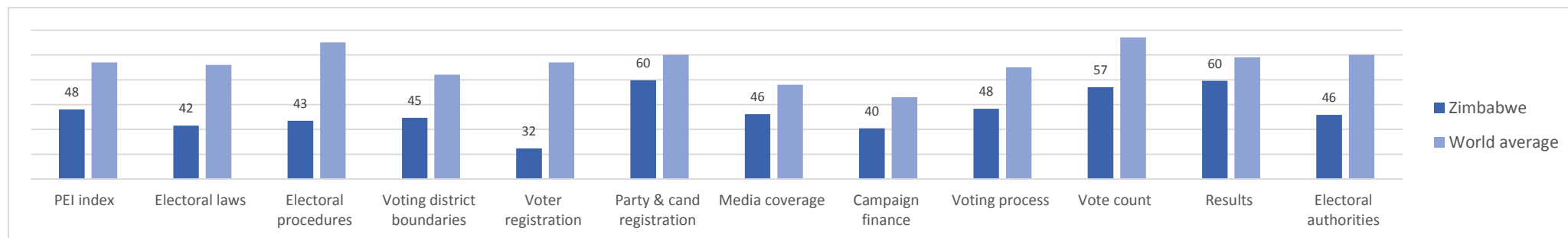


# Zimbabwe

**Election for:** National Assembly on 31 July 2013

**Electoral authority:** <http://www.zesn.org.zw/>

**PEI Evaluations:** Low integrity **PEI Rank:** 67



## Highlights

Robert Mugabe has governed as prime minister or president with a long series of contests since Zimbabwean independence in 1980. According to official results of the presidential election held on July 31 2013, longtime president Robert Mugabe of ZANU-PF won with 61 percent of the vote, defeating Prime Minister Morgan Tsvangirai of the Movement for Democratic Change (MDC), who won 34 percent of the vote. Three other candidates split the remaining votes. Elections for the bicameral legislature were held concurrently. In the 210-seat House of Assembly, ZANU-PF won 160 seats, the MDC won 49, and an independent candidate won the final seat. In the 80-seat Senate, ZANU-PF won 37 of the 60 seats decided by popular elections; Tsvangirai’s branch of the MDC won 21 seats; and the branch of the MDC led by Welshman Ncube won 2 seats. The domestic election-observation group Zimbabwe Election Support Network recognized the peaceful character of the elections but called their credibility “seriously compromised by a systematic effort to disenfranchise an estimated million voters.” Southern African Development Community (SADC) observers raised similar concerns but ultimately called the elections “free, peaceful and generally credible.” SADC member Botswana, however, called for an independent audit of the elections. The MDC initially filed a legal challenge with the constitutional court, citing many irregularities, alleging fraud, and calling for the nullification of the elections. It withdrew its challenge, however, claiming that it was not being allowed a fair hearing. The International Crisis Group reported that the voters' roll was in a shambles, the security forces remained unreformed, the public media was grossly imbalanced, the Zimbabwe Electoral Commission (ZEC) was underfunded and lacked time for preparation, and the ZEC had failed to provide an electronic voters' roll to all candidates before the election.<sup>141</sup> PEI evaluated the election as low in integrity across the indicators.

Largest Parties		Leader	#Seats	Change # seats	% Seats	# Votes	% Votes	In government
Zimbabwe African National Union – Patriotic Front	ZANU PDF	Robert Mugabe	197		73.0			No Change
Movement for Democratic Change	MDC	Morgan Tsvangirai	70		25.9			Exit
Movement for Democratic Change Ncube	MDC	Welshman Ncube	2		0.7			No Change
Independents			1		0.4			No Change
Valid votes/turnout					Total valid votes cast:		Turnout:	
Source:	Inter-Parliamentary Union	<a href="http://www.ipu.org/parline-e/reports/2361_E.htm">http://www.ipu.org/parline-e/reports/2361_E.htm</a>						

## 6. Elections to watch in 2014

During 2014, several contests deserve to be closely observed by domestic watch-dogs and the international community to monitor whether any problems of electoral integrity are evident. This includes a wide range of contests, with details available in IFES' Election Guide.<sup>142</sup> Particular concerns deserve to be monitored closely in the following cases.

<b>AFGHANISTAN</b>	<p>Afghanistan will hold a presidential election on 5 April 2014. The third poll since the fall of the Taliban, this election will lead to the country's first democratic transfer of power, because the incumbent Hamid Karzai has reached his term limit and will not be standing again. The elections will be held in two rounds.</p> <p>Eleven candidates will be contesting in the election, down from the original twenty-seven nominated by the 6 October 2013 deadline. The sixteen disqualified candidates were rejected for a number of reasons, including education levels or documentation. There have, however, been allegations that the disqualification was motivated by political reasons.<sup>143</sup></p> <p>Polls show that Abdullah Abdullah, former Foreign Minister and leader of the National Coalition, and Ashraf Ghani Ahmadzai, former finance minister and World Bank official who runs as an independent, are currently leading the race, followed by the president's older brother Qayoum Karzai.<sup>144</sup></p> <p>There are several problems expected for this election. The biggest concern would be violence, as the threat of insurgency is still alive in modern Afghanistan. Security threats have initially forced 24 out of the 414 polling centers to be closed, but the government has finally declared them open for voters.<sup>145</sup> Voter registration is also expected to be a problem, with the voter registration cards in circulation exceeding the number of eligible voters and can be easily transferred. Due to cultural sensitivities, women are not required to carry photos to vote, which further compounds the problem. The voting process would likely involve arduous travelling through the country's mountains and deserts, while experience of previous elections suggest electoral fraud is a potential problem.<sup>146</sup></p>
<b>HUNGARY</b>	<p>6 April 2014 marks the date of Hungary's first parliamentary election under the new constitution and electoral law of 2012. According to the new framework, the number of MPs is reduced from 386 to 199. 106 (or 53%) of seats are now allocated through simple plurality in 106 constituencies, while 93 seats (47%) come from a party-list proportional representation system. This shift necessitated a reduction of the number of constituencies. The redistricting plus the stronger emphasis on the majoritarian principle can serve to favor the governing parties.<sup>147</sup></p> <p>The coalition of the Hungarian Civic Union (Fidesz) and the Christian-Democratic People's Party form the incumbent government and with their two-third majority have facilitated the legal changes. The center-right Fidesz and its prime minister Viktor Orbán maintain a comfortable lead over the various leftist parties<sup>148</sup>, which run as a united list in order to consolidate opposition votes under the new election law.<sup>149</sup> While the opposition block claims that economic reforms are desperately needed, Fidesz holds that it saved Hungary from a Greek-style collapse after inheriting a fragile economy from the Socialists four years ago.<sup>150</sup> Another contentious issue in the campaign is Fidesz' alleged rapprochement with Russia. Parties in the opposition block, such as Unity 2014 and LMP opposed the government's signing of energy deals with Russia and the expansion of the Paks energy plant. Several LMP MPs were fined for wearing T-Shirts in parliament that said "We refuse to be a Russian colony".<sup>151</sup></p> <p>The ultra-right wing party Jobbik, running on a law-and-order and anti-Roma campaign polls at about 15-17% ever since it first entered parliament in 2010.<sup>152</sup></p> <p>The elections are generally expected to be run efficiently and without major problems. The OSCE nevertheless decided to send a limited election observation mission following a NEEDS assessment in January 2014.<sup>153</sup> Hungarian interlocutors expressed the wish for external observation in light of lacking opposition support for the changes in electoral law. The election is seen as a test for the new legal framework.</p>
<b>INDIA</b>	<p>Elections to the Indian Lok Sabha (House of the People) are due to be held between 16 April and 13 May 2014.<sup>154</sup> 543 MPs are elected through simple majority vote in single-member constituencies.<sup>155</sup></p>

	<p>The two major competing parties are the Indian National Congress (INC) – which has governed for the past ten years in a coalition government - and the Bharatiya Janata Party (BJP). The latter leads in most opinion polls<sup>156</sup> and has gained ground with a campaign emphasizing economic recovery from the global financial crisis as well as staunch Hindu nationalism.<sup>157</sup> BJP’s candidate for prime minister is Narendra Modi, the former chief minister of the economic powerhouse Gujarat state. Modi is internationally branded as a Hindu nationalist and faces travel restrictions to the US due to his allegedly inflammatory role in the 2002 ethnic riots in Gujarat.<sup>158</sup></p> <p>The controversial so-called ‘Telengana Bill’ was passed on 18 February 2014 amidst an abrupt suspension of the live telecast of parliament. The bill creates the new state of Telangana out of the northern portion of Andhra Pradesh. The Congress party, facing pressure from public opinion polls, pushed the bill through in hopes of securing the 17 parliamentary seats associated with that area.<sup>159</sup></p> <p>The Election Commission of India – often lauded for their independence and aptitude in managing the largest election worldwide<sup>160</sup> – uses electronic voting to facilitate the process. These voting machines have previously been criticized as vulnerable to manipulations<sup>161</sup> and the EC subsequently introduced machines that produce a paper trail to reduce chances for fraud.<sup>162</sup> The EC furthermore makes extensive use of technology, such as online voter registration or an online complaints process.<sup>163</sup> It also implements an SMS-based reporting system - called Communications Plan for Election Tracking (COMET) – that allows around 1.1 million government officials to monitor the electoral process and send updates of vote tallies or report problems in real-time.<sup>164</sup></p>
INDONESIA	<p>Indonesia will hold elections for the House of Representatives on 9 April 2014.<sup>165</sup> A total of 560 seats are contested in 33 multi-member constituencies that correspond to the country’s provinces. In a proportional party-list voting system, seats are allocated according to the Hare quotient.<sup>166</sup> Since 2008 parties must win 2.5 cent of the national vote to win seats in parliament.<sup>167</sup> Simultaneously, three tiers of regional legislatures are elected on the same day – 132 seats in the Regional Representative Council and more than 19,000 seats in two tiers of regional houses of representatives.</p> <p>With the last elections dating back to 2009, 67 million first-time voters between the age of 16 and 20 will participate in the 2014 polls (citizens under the 17-year-old voting age can register if they are married).<sup>168</sup> Social media play a very significant role in mobilizing this new cohort of voters.<sup>169</sup></p> <p>Money politics remain a major challenge for electoral integrity in Indonesia, with 35% of voters confirming the receipt of cash benefits in exchange for votes. Yet, voters are expected to evaluate candidates based on their engagement with the electorate and not on vote buying alone.<sup>170</sup> In the run-up to the election, discrepancies in the voter registration lists have already been uncovered, leading to fears of electoral manipulations on e-day.<sup>171</sup> Electronic voting – although tested in local elections<sup>172</sup> – will not be implemented nationwide in 2014. Violence is not expected to be a major problem.<sup>173</sup></p> <p>The legislative elections of April 2014 will play set the stage for the presidential election on 9 July 2014, since a presidential ticket must be supported by a party or a coalition of parties winning at least 20% of vote in the legislative election. As current president Susilo Bambang Yudhoyono completes his second term, his Democratic Party of Indonesia (DP) has yet to decide on who will run in July. The Golkar Party (Golkar) fields its chairperson Aburizal Bakrie, while Indonesia’s third big nationalist party – the Indonesian Democratic Party of Struggle (PDI-P) – contemplates naming Jakarta’s popular governor Joko Widodo as its candidate.<sup>174</sup></p>
IRAQ	<p>The election for the Iraqi Council of Representatives is scheduled to take place on 30 April 2014. Via an open list system of proportional representation, voters will elect all 328 members of the Council of Representatives. The new electoral laws were the product of a recent reform, which aimed to reduce discrimination against minor parties via a change of the counting method and the allocation of “compensatory” and reserved seats for minor parties and minority groups.<sup>175</sup> The revision also allows parties to form coalitions after the election, which help increases the number of parties running. In total 276 political entities have been approved to run in the elections.<sup>176</sup></p> <p>The elections will decide whether the incumbent Prime Minister Nouri Maliki, who entered office in 2006, will stay in power. It takes place amid fears of sectarian tension and violence. For many months the country has witnessed violent clashes of various degrees, with 2013 standing out as one of its bloodiest year since 2003.<sup>177</sup> Terrorist attacks are rampant and may adversely impact turnout. The revised election law has also been the center of much controversy and heated debate.<sup>178</sup></p>

<b>LIBYA</b>	<p>The election for the Constituent Assembly in Libya is scheduled to take place on 20 February 2014. Initially planned to appoint all its 60 members, the Libyan National General Congress decided in February 2013 that the Constituent Assembly would be elected via a national vote, an important milestone for the country.<sup>179</sup> Each of Libya's three regions will be represented by 20 members in this body, which will be tasked with draft Libya's first constitution since the fall of long-time dictator Qaddafi. Among the issues this constitution will have to cover include Libya's system of government, election laws for the upcoming Parliament election, treatment of minorities, and the role of the Sharia law in the new Libya state.</p> <p>As of January 2014, over a million out of an estimated 3.3 million eligible voters have registered to vote.<sup>180</sup> 681 candidates have registered from Libya's three regions. The Amazigh minority have decided to boycott the election, citing allegations of its marginalization, and thus will not field any candidate.<sup>181</sup> The elections also took place amid security concerns.<sup>182</sup></p>
<b>NORTH KOREA</b>	<p>In the Democratic People's Republic of Korea (North Korea), elections for the Supreme People's Assembly will be held on 9 March 2014. This will be the first election after Kim Jung Un took power following the death of his father in 2011, and take place just months after the execution of his uncle and top official Jang Song Thaek.<sup>183</sup></p> <p>Largely considered a rubber-stamping parliament, the Supreme Power's Assembly consisted of 687 members, elected from a non-contested vote where each district consists of only one candidate.<sup>184</sup> All candidates must be approved and secret ballot is not guaranteed. Turnout in previous elections have been reported to be close to 100%.</p> <p>Although the election is expected to be a formality, analysts say that it will offer glimpse into the power balance within North Korean dictatorship. It is expected that Kim Jong Un will use the elections to replace current legislators with younger ones loyal to him.<sup>185</sup></p>
<b>SOUTH AFRICA</b>	<p>South Africa goes to the polls on 7 May 2014 to elect 400 members of the National Assembly.<sup>186</sup> Seats are allocated according to a proportional representation system in 9 multi-member (4 to 43 seats) constituencies corresponding to the provinces, with 200 members chosen from national party lists, and 200 chosen from regional ones.<sup>187</sup></p> <p>President Jacob Zuma and his African National Congress (ANC) are expected to retain their majority, albeit with some losses.<sup>188</sup> The ANC – in power since the end of apartheid in 1994 – has not delivered on the promise of economic growth and reduction of poverty. The top competitor, the Democratic Alliance (DA) around candidate Helen Zille has made inroads and maintains a power base in the Western Cape. In recent opinion polls, the ANC's support has dropped to 53%, with the DA at 18% and other competitors trailing far behind.<sup>189</sup> Tensions between the two major parties are heating up, as violent clashes were only narrowly averted when the DA marched in Johannesburg in mid-February 2014.<sup>190</sup></p> <p>The 2014 election will see a large number of first-time voters of the so-called 'born-free generation', who were born after the end of apartheid. With youth unemployment at roughly 50%, some expect these first-time voters to hold the reigning ANC accountable and reduce the party's overall vote share.<sup>191</sup> At the same time, the DA also faces an image problem among younger voters, since half of them believe that the party would bring back apartheid.<sup>192</sup> An apparent void in economic policy platforms is filled by the Economic Freedom Fighters (EFF) party of Julius Malema, who propose fast track land reform and the nationalization of the mines.<sup>193</sup></p>
<b>THAILAND</b>	<p>The derailed snap election of 2<sup>nd</sup> February 2014 failed to resolve Thailand's political stalemate and increasing division.<sup>194</sup> With parliament unable to convene and anti-government protests still ongoing, the Election Commission of Thailand has provisionally scheduled a partial re-run of the election for late April 2014.<sup>195</sup> While the specific date might change, by-elections or even a full re-run are a distinct possibility for 2014 and deserve close scrutiny.</p> <p>The 2<sup>nd</sup> February polls were marred by a massive disruption campaign of the opposition People's Democratic Reform Committee (PDRC), a conglomerate of the urban Bangkok middle class and rural southern Thais under the leadership of former Democrat party MP Suthep Thaugsuban, who had vowed to bring prime minister Yingluck Shinawatra's 'parliamentary dictatorship' to its knees.<sup>196</sup> 10.8% of polling stations nationwide (10,139 of a total of 93,952) were not operational on election day.<sup>197</sup> Candidate registration was made impossible or severely hindered in several southern provinces and partially in Bangkok in late December 2013 and early January 2014.<sup>198</sup></p>

	<p>This was in some places accompanied by severe violence. Advanced voting on 26 January 2014 was hindered by voter intimidation, physically blocking access to polling places, and by the fact that election officials had previously resigned.<sup>199</sup> The Election Commission acted indecisively on this issue. On election day, numerous polling places were incapacitated as a result of missing ballot papers - because protesters had prevented their delivery<sup>200</sup> or had in some instances destroyed them.<sup>201</sup></p> <p>The regional observer network ANFREL expressed grave concern about violence and voter intimidation, and commended those voters and officials that participated in the February snap election. The organization urged a renewed commitment to the electoral process.<sup>202</sup></p>
<b>UKRAINE</b>	<p>Ukrainian protests erupted in late November 2013 when Mr Yanukovich rejected a landmark association and trade deal with the EU in favor of closer ties with Russia. On 21 February 2014, after prolonged and deadly protests, President Viktor Yanukovich and the opposition leadership of Vitali Klitschko, Arseniy Yatsenyuk and Oleh Tyahnibok agreed to a pact which plans to form a unity government within 10 days, and constitutional reforms, followed by fresh presidential elections no later than December 2014. The deal was mediated by EU negotiators and supported by the US and Russia in an attempt to reduce conflict. The Ukrainian parliament also MPs voted for a change in the law which led to the release of Yulia Tymoshenko, a long-time opponent of President Yanukovich and former Prime Minister. The deal immediately broke down when President Yanukovich fled the Presidential residence and moved towards Ukraine's eastern border with Russia. At the time of writing, new elections have been called by parliament for May 25<sup>th</sup> 2014 but it remains to be seen whether these will be held. The results of the previous October 2012 Ukrainian contests were ranked 60<sup>th</sup> with low integrity.</p>
<b>UNITED STATES</b>	<p>The mid-term United States elections will be held on Tuesday, November 4, 2014. During this contest, 435 seats in the United States House of Representatives and 33 of the 100 seats in the United States Senate will be contested along with 38 state and territorial governorships, 46 state legislatures (except Louisiana, Mississippi, New Jersey and Virginia), four territorial legislatures and numerous state and local races.</p> <p>These contests will be the first to be held since the bipartisan Presidential Commission on Electoral Administration issued its report and recommendations in January 2014. The Commission suggest a series of practical steps to improve the experience of citizens in polling, including expanding online voter registration; updating state voter registration lists; expanding voting before Election Day; recognizing the impending crisis in voting technology for old machines; and improving the ability of military and overseas voters to access ballots.<sup>203</sup></p> <p>Other important developments to monitor in the mi-term contests include the implementation of new state regulations on voter registration and decisions by the Supreme Court on campaign funding regulations.<sup>204</sup> The November 2012 Presidential US elections were rated moderate in integrity, ranked 26<sup>th</sup>.</p>

## 7. Technical Appendix: Performance indicators, methods and data

**Aims:** To start to gather new evidence, on 1<sup>st</sup> July 2012 the project launched an expert survey of Perceptions of Electoral Integrity. The design was developed in consultation with Professor Jorgen Elklit (Aarhus University) and Professor Andrew Reynolds (University of North Carolina, Chapel Hill). The method of pooling expert knowledge has been used for years for measuring complex issues, such as to assess the risks of building nuclear plants, levels of corruption, and processes of democratization.

**Coverage:** The PEI survey of electoral integrity focuses upon independent nation-states around the world which have held national presidential or parliamentary elections during the prior six months. The elections analyzed in this report cover the period from 1 July 2012 to 31<sup>st</sup> December 2013. This includes diverse types of societies and types of regimes, ranging from the United States, Japan and the Netherlands, on the one hand, to Burkina Faso, Sierra Leone and Belarus, on the other. The list of contests is presented in Table 1.

**Respondents:** For each country, the project identified around forty election experts, defined as a political scientist (or other social scientist in a related discipline) who had demonstrated knowledge of the electoral process in a particular country (such as through publications, membership of a relevant research group or network, or university employment). The selection sought a roughly 50:50 balance between international and domestic experts, the latter defined by location or citizenship. Experts were asked to complete an online survey. In total, 855 completed responses were received in the survey, representing just under one third of the experts that the project contacted (30%).

**Concepts:** The idea of electoral integrity is defined by the project to refer to agreed international conventions and global norms, applying universally to all countries worldwide through the election cycle, including during the pre-election period, the campaign, on polling day, and its aftermath.<sup>205</sup>

**Measurement:** To measure this concept, the PEI pilot survey questionnaire includes 49 items on electoral integrity (see Table 2) ranging over the whole electoral cycle. These items fell into eleven sequential sub-dimensions, as shown. Most attention in detecting fraud focuses upon the final stages of the voting process, such as the role of observers in preventing ballot-stuffing, vote-rigging and manipulated results. Drawing upon the notion of a 'menu of manipulation',<sup>206</sup> however, the concept of an electoral cycle suggests that failure in even one step in the sequence, or one link in the chain, can undermine electoral integrity.

The electoral integrity items in the survey were recoded, where a higher score consistently represents a more positive evaluation. Missing data was estimated based on multiple imputation of chained equations in groups composing of the eleven sub-dimensions. The Perceptions of Electoral Integrity (PEI) Index is then an additive function of the 49 imputed variables, standardized to 100-points. Subindices of the eleven sub-dimensions in the electoral cycle are summations of the imputed individual variables.<sup>207</sup>

**Validity and reliability tests:** The results of the pilot study, from the elections held in 2012, were tested for external validity (with independent sources of evidence), internal validity (consistency within the group of experts), and legitimacy (how far the results can be regarded as authoritative by stakeholders). The analysis, presented elsewhere, demonstrates substantial external validity for the PEI data when compared to many other expert datasets, as well as internal validity across the experts within the survey, and legitimacy in levels of congruence with mass opinions within each country.<sup>208</sup>

**Codebook** The PEI-2 Codebook provides detailed description of all variables and imputation procedures. A copy can be downloaded from the project website.

Period	Sections	Performance indicators	Direction
Pre-election	1. Electoral laws	1-1 Electoral laws were unfair to smaller parties 1-2 Electoral laws favored the governing party or parties (N) 1-3 Election laws restricted citizens' rights	N N N
	2. Electoral procedures	2-1 Elections were well managed 2-2 Information about voting procedures was widely available 2-3 Election officials were fair 2-4 Elections were conducted in accordance with the law	P P P P
	3. Boundaries	3-1 Boundaries discriminated against some parties 3-2 Boundaries favored incumbents 3-3 Boundaries were impartial	N N P
	4. Voter registration	4-1 Some citizens were not listed in the register 4-2 The electoral register was inaccurate 4-3 Some ineligible electors were registered	N N N
	5. Party registration	5-1 Some opposition candidates were prevented from running 5-2 Women had equal opportunities to run for office 5-3 Ethnic and national minorities had equal opportunities to run for office 5-4 Only top party leaders selected candidates 5-5 Some parties/candidates were restricted from holding campaign rallies	N P P N N
Campaign	6. Campaign media	6-1 Newspapers provided balanced election news 6-2 TV news favored the governing party 6-3 Parties/candidates had fair access to political broadcasts and advertising 6-4 Journalists provided fair coverage of the elections 6-5 Social media were used to expose electoral fraud	P N P P P
	7. Campaign finance	7-1 Parties/candidates had equitable access to public subsidies 7-2 Parties/candidates had equitable access to political donations 7-3 Parties/candidates publish transparent financial accounts 7.4 Rich people buy elections 7-5 Some states resources were improperly used for campaigning	P P P N N
Election day	8. Voting process	8-1 Some voters were threatened with violence at the polls 8-2 Some fraudulent votes were cast 8-3 The process of voting was easy 8-4 Voters were offered a genuine choice at the ballot box 8-5 Postal ballots were available 8-6 Special voting facilities were available for the disabled 8-7 National citizens living abroad could vote 8-8 Some form of internet voting was available	N N P P P P P P
Post-election	9. Vote count	9-1 Ballot boxes were secure 9-2 The results were announced without undue delay 9-3 Votes were counted fairly 9-4 International election monitors were restricted 9-5 Domestic election monitors were restricted	P P P N N
	10. Post-election	10-1 Parties/candidates challenged the results 10-2 The election led to peaceful protests 10-3 The election triggered violent protests 10-4 Any disputes were resolved through legal channels	N N N P
	11. Electoral authorities	11-1 The election authorities were impartial 11-2 The authorities distributed information to citizens 11-3 The authorities allowed public scrutiny of their performance 11-4 The election authorities performed well	P P P P

**Note:** Direction of the original items P=positive, N=negative. **Source:** Pippa Norris, Richard W. Frank and Ferran Martínez i Coma. *The expert survey of Perceptions of Electoral Integrity, February 2014:* [www.electoralintegrityproject.com](http://www.electoralintegrityproject.com).



# THE YEAR IN ELECTIONS, 2013

WWW.ELECTORALINTEGRITYPROJECT.COM

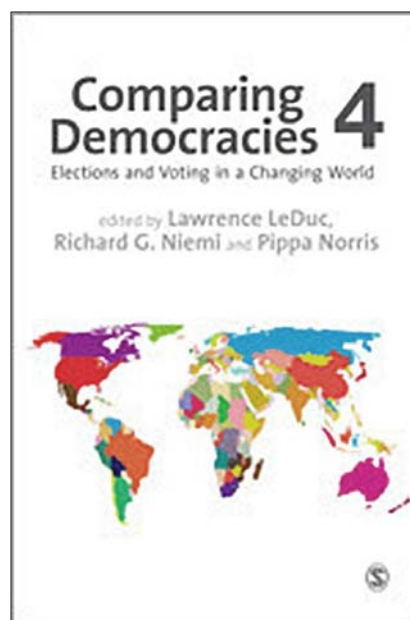

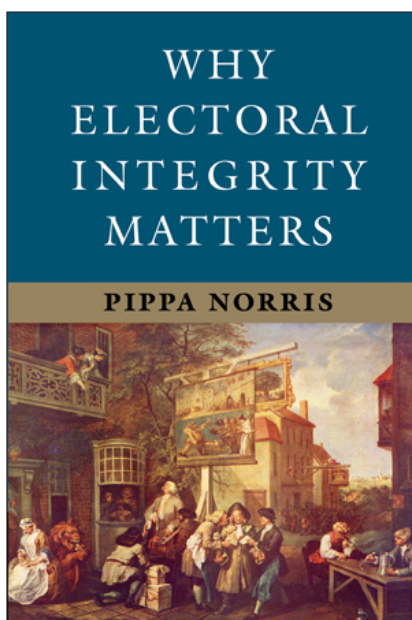
## PEI Index Scores with 95% confidence intervals (2-tailed)<sup>209</sup>

Confidence intervals	Election date	PEI index of electoral integrity	PEI Index, low ci	PEI Index, high ci
Albania	23-JUN-2013	64	61	67
Angola	31-AUG-2012	47	42	53
Argentina	27-OCT-2013	72	70	74
Armenia	18-FEB-2013	55	49	60
Australia	07-SEP-2013	76	73	79
Austria	29-SEP-2013	81	78	84
Azerbaijan	09-OCT-2013	53	48	57
Barbados	23-FEB-2013	69	59	80
Belarus	23-SEP-2013	46	42	50
Bhutan	13-JUL-2013	68	63	73
Bulgaria	12-MAY-2013	60	56	64
Burkina Faso	02-DEC-2012	53	51	54
Cambodia	28-JUL-2013	46	41	50
Cameroon	30-SEP-2013	57	47	66
Chile	15-DEC-2013	74	72	75
Congo, Rep.	05-AUG-2012	45	35	55
Cuba	03-FEB-2013	65	45	86
Cyprus	24-FEB-2013	78	75	82
Czech Rep_12	19-OCT-2012	81	78	84
Czech Rep_13L	25-OCT-2013	82	80	83
Czech Rep_13P	25-JAN-2013	79	76	82
Djibouti	22-FEB-2013	40	34	45
Ecuador	17-FEB-2013	64	59	68
Equatorial Guinea	26-MAY-2013	38	33	43
Georgia_12	01-OCT-2012	63	58	68
Georgia_13	27-OCT-2013	71	68	74
Germany	22-SEP-2013	84	81	87
Ghana	07-DEC-2012	65	61	69
Grenada	19-FEB-2013	73	68	77
Guinea	24-SEP-2013	54	48	61
Honduras	24-NOV-2013	56	45	67
Iceland	27-APR-2013	83	79	86
Iran	14-JUN-2013	63	57	69
Israel	22-JAN-2013	79	74	85
Italy	24-FEB-2013	73	71	75
Japan_12	16-DEC-2012	74	70	77
Japan_13	21-JUL-2013	73	69	77
Jordan	23-JAN-2013	56	53	60
Kenya	04-MAR-2013	53	48	58
Korea, Rep.	19-DEC-2012	81	79	84
Kuwait_12	01-DEC-2012	60	55	65
Kuwait_13	27-JUL-2013	67	62	71
Lithuania	28-OCT-2012	78	75	81
Madagascar	20-DEC-2013	52	49	54
Malaysia	05-MAY-2013	48	45	52
Maldives	16-NOV-2013	60	50	70
Mali	11-AUG-2013	62	58	66
Malta	09-MAR-2013	72	70	75
Mauritania	07-DEC-2013	53	47	58
Mexico	01-JUL-2012	70	65	74
Micronesia	05-MAR-2013	71	68	74
Mongolia	26-JUN-2013	71	66	76
Montenegro_12	14-OCT-2012	69	58	80
Montenegro_13	07-APR-2013	51	45	57
Nepal	19-NOV-2013	64	58	69
Netherlands	12-SEP-2012	83	80	85
Norway	09-SEP-2013	86	83	90
Pakistan	11-MAY-2013	60	57	62
Paraguay	21-APR-2013	64	59	68
Philippines	13-MAY-2013	59	55	63
Romania	09-DEC-2012	59	53	64
Rwanda	16-SEP-2013	74	67	81
Sierra Leone	17-NOV-2012	64	61	68
Slovenia	02-DEC-2012	80	74	85
Swaziland	20-SEP-2013	56	44	69
Tajikistan	06-NOV-2013	49	45	54
Togo	25-JUL-2013	50	46	55
Turkmenistan	15-DEC-2013	50	42	58
Ukraine	28-OCT-2012	52	50	54
United States	06-NOV-2012	70	67	73
Venezuela_12	07-OCT-2012	63	56	70
Venezuela_13	14-APR-2013	52	45	60
Zimbabwe	31-JUL-2013	48	41	55
Total		64	59	69



## 8. Further reading from EIP

- Norris, Pippa, Ferran Martínez i Coma, and Richard W. Frank. 2013. 'Assessing the quality of elections.' *Journal of Democracy*. 24(4): 124-135.
- Norris, Pippa, Richard W. Frank and Ferran Martínez i Coma. 2014. *Advancing Electoral Integrity*. New York: Oxford University Press.
- Norris, Pippa. 2013. 'Does the world agree about standards of electoral integrity? Evidence for the diffusion of global norms' Special issue of *Electoral Studies* 32(4):576-588.
- Norris, Pippa. 2013. 'The new research agenda studying electoral integrity'. Special issue of *Electoral Studies* 32(4): 563-575.
- Norris, Pippa. 2014. 'Electoral integrity and political legitimacy.' In *Comparing Democracies 4*, eds. Lawrence LeDuc, Richard Niemi and Pippa Norris. London: Sage.
- Norris, Pippa. 2014. *Why electoral integrity matters*. New York: Cambridge University Press.
- LeDuc, Lawrence, Richard Niemi and Pippa Norris. Eds. 2014. *Comparing Democracies 4*. London: Sage Publications.



# THE ELECTORAL INTEGRITY PROJECT

## WHY ELECTIONS FAIL AND WHAT WE CAN DO ABOUT IT

---

### Suggested citation:

Pippa Norris, Richard W. Frank and Ferran Martinez i Coma. February 2014. *The expert survey of Perceptions of Electoral Integrity, Release 2 (PEI\_2), February 2014 (Sydney, University of Sydney)*

### Acknowledgments:

The Electoral Integrity Project has been generously funded by the Australian Research Council. The expert survey of Perceptions of Electoral Integrity could not have been assembled without the assistance of many research assistants at the University of Sydney. We are most grateful in particular for the invaluable help of Max Grömping and Minh Trinh in developing research for this report. Data was also gathered by Sandra Urquiza, Daniel Barabas, Tom Harrison, Linda Palmer and Jordan Zeele. In constructing the survey, the project also greatly benefitted from discussions with colleagues in the Department of Government and international Relations and visiting fellows, including Caroline van Ham (Twente University) and Larry LeDuc (University of Toronto), from comments by colleagues at Harvard's Kennedy School of Government, from several international workshops, and from collaboration with Andrew Reynolds (University of North Carolina, Chapel Hill) and Jorgen Elklit (University of Aarhus). We are also most grateful to all the experts who took time to participate in the survey, without whom this research would not have been possible.

### References

- <sup>1</sup> Estimated from the Cross-National Time-Series Data Archive <http://www.databanksinternational.com/>
- <sup>2</sup> See, for example, Susan D. Hyde. 2011. *The Pseudo-Democrat's Dilemma*. Ithaca: Cornell University Press; Sarah Birch. 2012. *Electoral Malpractice*. Oxford: Oxford University Press; Judith Kelley. 2012. *Monitoring Democracy: When International Election Observation Works and Why it Often Fails*. Princeton, NJ: Princeton University Press; Alberto Simpser. 2013. *Why governments and parties manipulate elections: Theory, practice and implications*. New York: Cambridge University Press; Daniella Donno. 2013. *Defending Democratic Norms*. New York: Oxford University Press; Pippa Norris, Richard W. Frank and Ferran Martinez i Coma. 2014. Eds. *Advancing Electoral Integrity*. New York: Oxford University Press.
- <sup>3</sup> Pippa Norris. 2014. *Why Electoral Integrity Matters*. New York: Cambridge University Press.
- <sup>4</sup> Ursula E Daxecker and Gerald Schneider. 2014. 'Electoral monitoring.' In *Advancing Electoral Integrity*, eds. Pippa Norris, Richard W. Frank and Ferran Martinez i Coma. New York: Oxford University Press.
- <sup>5</sup> OSCE/ODIHR. *Republic of Azerbaijan Presidential Elections 9 October 2013 Election Observation Mission Final Report*. Warsaw: OSCE/ODIHR 24 December 2013.
- <sup>6</sup> Council of Europe. <http://www.assembly.coe.int/nw/xml/News/News-View-EN.asp?newsid=4699&lang=2&cat=31>
- <sup>7</sup> Pippa Norris. 2013. 'The new research agenda studying electoral integrity'. Special issue of *Electoral Studies* 32(4): 563-575.
- <sup>8</sup> David J. Carroll and Avery Davis-Roberts. 2013. 'The Carter Center and election observation: An obligations-based approach for assessing elections.' *Election Law Journal*. 12(1): 87-93; Avery Davis-Roberts and David J. Carroll. 2010. 'Using international law to assess elections.' *Democratization*. 17(3): 416-441. For an example of the way that international laws are translated into practical standards, see the Organization for Security and Cooperation in Europe (OSCE). 2010. *Election Observation Handbook*. Warsaw: OSCE/ODIHR. 6th Ed.

# THE YEAR IN ELECTIONS

<sup>9</sup> Pippa Norris, Ferran Martinez I Coma and Richard Frank. 2013. 'Assessing the quality of elections.' *Journal of Democracy*. 24(4): 124-135; Pippa Norris, Richard W. Frank and Ferran Martinez I Coma. 2014. Eds. *Advancing Electoral Integrity*. New York: Oxford University Press.

<sup>10</sup> With the exception of elections in Libya, Senegal, and Timor-Leste, however, which were excluded during the pilot start-up.

<sup>11</sup> The measure combines the Freedom House index of civil liberties and political rights with Polity V's democracy-autocracy index. See the Quality of Governance Cross-Sectional dataset, downloaded December 2013.

<sup>12</sup> Democratic capital is measured by the number of consecutive years from 1930 to 2000 that a country had been democratic, as classified by Beck et al. (2001). The Quality of Government variable is *t\_demysr*. The correlation with the contemporary Perceptions of Electoral Integrity (PEI) index is strong and significant ( $R=36.3^{**}$   $p.000$   $N.66$ )

<sup>13</sup> For a discussion, see Christopher J. Anderson, Andre Blais, Shaun Bowler, Todd Donovan and Ola Listhaug. 2005. *Losers' Consent: Elections and Democratic Legitimacy*. New York: Oxford University Press.

<sup>14</sup> Seymour Martin Lipset. 1959. 'Some social requisites of democracy: Economic development and political legitimacy.' *American Political Science Review* 53: 69-105.

<sup>15</sup> Diego Garzia. 2013. 'The 2013 Italian parliamentary election: changing things so everything stays the same.' *West European Politics* 36(5): 1095-1105.

<sup>16</sup> Lorraine Carol Minnite. 2010. *The Myth of Voter Fraud*. Ithaca: Cornell University Press; Richard L. Hasen, 2012. *The Voting Wars: From Florida 2000 to the Next Election Meltdown*. New Haven: Yale University Press; Tova Andrea Wang. 2012. *The Politics of Voter Suppression: Defending and Expanding Americans' Right to Vote*. Ithaca: Cornell University Press; Thad E. Hall. 2013. 'US voter registration reform.' *Electoral Studies* 32(4): 589-596.

<sup>17</sup> Please note that the categories 'high', 'moderate', and 'low' integrity are relative within the sample of countries, and not according to any absolute value. The number of countries is divided into thirds to create the categories.

<sup>18</sup> See Magnus Öhman and Hani Zainulbhai. 2011. *Political Finance Regulation: The Global Experience*. Washington, DC: IFES.

<sup>19</sup> The categories 'high', 'moderate', and 'low' integrity are in relation to the other observed elections in the sample, and not in relation to an absolute value (see also endnote 17). Please note that since Table 1 presents election-level data the categories are different from Figure 4 (which presents country-level data).

<sup>20</sup> OSCE/ODIHR. 10 Oct 2013. *Republic of Albania Parliamentary Elections 23 June 2013 OSCE/ODIHR Election Observation Mission Final Report*. Warsaw: OSCE/ODIHR. <http://www.osce.org/odihr/elections/106963>

<sup>21</sup> Comissio Nacional Eleitoral Angola. <http://www.eleicoes2012.cne.ao/paginas/paginas/dat99/DLG999999.htm>

<sup>22</sup> Human Rights Watch. 15 February 2013. 'HRW submission on Angola to UN Human Rights Committee.' <http://www.hrw.org/news/2013/02/15/hrw-submission-angola-un-human-rights-committee>

<sup>23</sup> Julia Pomares. 2013. 'Cristina Fernández de Kirchner wins, but not by enough: Argentina post-election report.' The Monkey Cage. <http://www.washingtonpost.com/blogs/monkey-cage/wp/2013/10/31/electoral-reforms-and-a-fragmented-party-system-argentina-post-election-report/>

<sup>24</sup> IFES. Anthony Bowyer. 1 March 2013. 'Armenian Presidential Election: One Step Forward or Two Steps Back?' <http://www.ifes.org/Content/Publications/Articles/2013/Armenian-Presidential-Election-One-Step-Forward-or-Two-Steps-Back.aspx>

<sup>25</sup> IFES. Anthony Bowyer. 1 March 2013. 'Armenian Presidential Election: One Step Forward or Two Steps Back?' <http://www.ifes.org/Content/Publications/Articles/2013/Armenian-Presidential-Election-One-Step-Forward-or-Two-Steps-Back.aspx>

<sup>26</sup> Australian Election Commission <http://www.aec.gov.au/>

<sup>27</sup> <http://wahl13.bmi.gv.at/>

<sup>28</sup> OSCE/ODIHR. 'International Election Observation Mission Republic of Austria Parliamentary Elections, 29 Sept 2013.' Warsaw: OSCE/ODIHR <http://www.osce.org/odihr/elections/109995>

# THE YEAR IN ELECTIONS

- 
- <sup>29</sup> Freedom House. *Freedom around the World*. www.freedomhouse.org
- <sup>30</sup> PACE/EP. 'Presidential election in Azerbaijan: joint statement by PACE and EP delegations'; *BBC News*, 17 October 2013. 'European MPs' praise for Azerbaijan election sparks row.'
- <sup>31</sup> OSCE/ODIHR. '*International Election Observation Mission Republic of Azerbaijan — Presidential Election, 9 October 2013*.' Warsaw: OSCE/ODIHR
- <sup>32</sup> [http://www.ipu.org/parline/reports/2025\\_B.htm](http://www.ipu.org/parline/reports/2025_B.htm); <http://www.electionguide.org/elections/id/538/>
- <sup>33</sup> OSCE/ODIHR. 14 December 2012. *Republic Of Belarus Parliamentary Elections 23 September 2012 OSCE/ODIHR Election Observation Mission Final Report*. Warsaw: OSCE/ODIHR. <http://www.osce.org/odihr/elections/98146>
- <sup>34</sup> OSCE/ODIHR. 14 December 2012. *Republic Of Belarus Parliamentary Elections 23 September 2012 OSCE/ODIHR Election Observation Mission Final Report*. Warsaw: OSCE/ODIHR. <http://www.osce.org/odihr/elections/98146>
- <sup>35</sup> <http://www.election-bhutan.org.bt/NAGResult2013/>
- <sup>36</sup> Max Grömping. 2013. 'The retreat of electoral authoritarianism?' *Socdem Asia Quarterly* October 2013 1(2): 13-15.
- <sup>37</sup> Ericka A. Albaugh, 2011. 'An autocrat's toolkit: adaptation and manipulation in 'democratic' Cameroon.' *Democratization* 18(2): 388-414.
- <sup>38</sup> <http://thinkafricapress.com/cameroon/opposition-stages-big-useless-comeback-cameroon-parliament>
- <sup>39</sup> <http://thinkafricapress.com/cameroon/opposition-stages-big-useless-comeback-cameroon-parliament>
- <sup>40</sup> BBC World News. <http://www.bbc.co.uk/news/world-latin-america-25387340>
- <sup>41</sup> <http://www.washingtonpost.com/blogs/monkey-cage/wp/2013/12/18/bachelet-returns-to-power-in-chile-with-impressive-victory-but-what-does-low-turnout-mean-for-her-mandate/>
- <sup>42</sup> Freedom House. *Freedom around the World*. www.freedomhouse.org
- <sup>43</sup> <http://www.hrw.org/world-report-2012/world-report-2012-cuba>
- <sup>44</sup> <http://www.amnestyusa.org/research/reports/annual-report-cuba-2013>
- <sup>45</sup> Reuters. 24 February 2014. After election win, Anastasiades faces Cyprus bailout quagmire. <http://www.reuters.com/article/2013/02/24/us-cyprus-idUSBRE91N00220130224>
- <sup>46</sup> Cypriot Government. 2013. *Presidential runoff Elections 2013. Official Results*. <http://www.ekloges.gov.cy/>
- <sup>47</sup> OSCE/ODIHR. 2013. *Republic of Cyprus. Presidential Election 17 February 2013*. OSCE/ODIHR NEEDS Assessment Mission Report. 17-20 December 2012.
- <sup>48</sup> OSCE Office for Democratic Institutions and Human Rights. 2013. *The Czech Republic Presidential Election 11-12 January 2013. OSCE/ODIHR Election Assessment Mission Final Report*. 30 April 2013. Warsaw: OSCE.
- <sup>49</sup> 'No More Mr Clean' *The Economist* June 22, 2013. <http://www.economist.com/news/europe/21579888-czech-prime-minister-resigns-amid-welter-scandal-no-more-mr-clean>.
- <sup>50</sup> Parline Database. [http://www.ipu.org/parline-e/reports/2083\\_E.htm](http://www.ipu.org/parline-e/reports/2083_E.htm)
- <sup>51</sup> 'Central Europe's Berlusconi?' *The Economist* November 2, 2013.
- <sup>52</sup> 'New Czech Republic Coalition Government Sworn In.' *The New York Times* January 29, 2013. <http://www.nytimes.com/aponline/2014/01/29/world/europe/ap-eu-czech-new-government.html?partner=rss&emc=rss>
- <sup>53</sup> Amnesty International. 7 May 2013. '*Equatorial Guinea: Human Rights Concerns Ahead of Elections*.' <http://www.amnesty.org/en/for-media/press-releases/equatorial-guinea-human-rights-concerns-ahead-elections-2013-05-07>
- <sup>54</sup> Amnesty International. 1 October 2013. '*Equatorial Guinea: Continued institutional and key human rights concerns In Equatorial Guinea: Amnesty international submission to the UN Universal Periodic Review, May 2014*.' <http://www.amnesty.org/en/library/info/AFR24/013/2013/en>

# THE YEAR IN ELECTIONS

- 
- <sup>55</sup> Commission De L'Union Africaine. 2013. *Rapport De La Mission D'observation De L'Union Africaine Aux Elections Legislatives, Senatoriales Et Municipales Du 26 Mai 2013 En Republique De Guinee Equatoriale*. <http://pa.au.int/en/sites/default/files/MOEAU%20Rapport%20Final%20Guinee%20Equatoriale%20%202013.pdf>
- <sup>56</sup> NDI. 2013. *Statement of the NDI Election Observer Delegation to Georgia's 2013 Presidential Election*, Tbilisi, October 28, 2013. <http://www.ndi.org/files/Georgia-Final-statement-10.28.pdf>
- <sup>57</sup> *The New York Times*. 16 September 2013. 'Is Angela Merkel Too Boring for Germany?' [http://www.nytimes.com/2013/09/17/opinion/is-angela-merkel-too-boring-for-germany.html?\\_r=0](http://www.nytimes.com/2013/09/17/opinion/is-angela-merkel-too-boring-for-germany.html?_r=0)
- <sup>58</sup> *Deutsche Welle*. 16 December 2013. 'Grand coalition' returns to Germany. <http://www.dw.de/grand-coalition-returns-to-germany/a-17299248>
- <sup>59</sup> OSCE/ODIHR. 2013. *Elections to the Federal parliament (Bundestag), 22 September 2013. Final Report*. Warsaw: OSCE.
- <sup>60</sup> Heinz Jockers, Dirk Kohnert, and Paul Nugent. 2011. 'The successful Ghana election of 2008: a convenient myth?' *Journal of Modern African Studies* 48(1): 95-115.
- <sup>61</sup> <http://www.caribbeanelections.com/blog/?p=2206>
- <sup>62</sup> <http://www.grenadabroadcast.com/news/all-news/15242-general-elections-in-grenada>
- <sup>63</sup> <http://www.grenadabroadcast.com/news/all-news/15242-general-elections-in-grenada>
- <sup>64</sup> Inter-Parliamentary Union. 2013. IPU Parline. [http://www.ipu.org/parline-e/reports/2131\\_B.htm](http://www.ipu.org/parline-e/reports/2131_B.htm)
- <sup>65</sup> Al Jazeera. 10 Sept. 2010. Guinean poll chief guilty of fraud. <http://www.aljazeera.com/news/africa/2010/09/2010910145116681379.html>
- <sup>66</sup> Commission Electorale Nationale Indépendante. La composition de la CENI. [http://www.ceniguinee.org/index.php?option=com\\_content&view=article&id=63&Itemid=75](http://www.ceniguinee.org/index.php?option=com_content&view=article&id=63&Itemid=75)
- <sup>67</sup> VOA News. 13 December 2012. Guinea Announces May 2013 Legislative Election Date. <http://www.voanews.com/content/guinea-new-parliamentary-election-date/1563975.html>
- <sup>68</sup> Guardian Weekly. 30 October 2013. Guinean opposition disputes election. <http://www.theguardian.com/world/2013/oct/29/guinea-elections-alpha-conde-diallo>
- <sup>69</sup> France 24. 23 Sept. 2013. Clashes erupt in Guinea ahead of election. <http://www.france24.com/en/20130923-guinea-clashes-conakry-election/>
- <sup>70</sup> European Union. 2013. Rapport final. Élections législatives 28 septembre 2013. Mission d'observation électorale de l'Union Européenne.
- <sup>71</sup> Ibid.
- <sup>72</sup> Deutsche Welle. 21 January 2014. Guinea President Conde names new government. <http://www.dw.de/guinea-president-conde-names-new-government/a-17375142>
- <sup>73</sup> <http://www.laprensa.hn/lasultimas24/428159-98/fotos-de-las-elecciones-generales-en-honduras>
- <sup>74</sup> [http://siede.tse.hn/app\\_dev.php/divulgacionmonitoreo/reporte-presidente](http://siede.tse.hn/app_dev.php/divulgacionmonitoreo/reporte-presidente)
- <sup>75</sup> <http://www.laprensa.hn/Especiales/EleccionesGenerales/inicio/428159-255/elecciones-honduras-hondurenos-eligen-a-su-nuevo-presidente-en-comicios-historicos#panel1-11>
- <sup>76</sup> <http://www.oas.org/es/sap/deco/moe/Honduras2012/default.asp>
- <sup>77</sup> <http://iranelectionwatch.com/>
- <sup>78</sup> <http://www.gloria-center.org/2013/04/the-nineteenth-israeli-knesset-elections-lackluster-election-significant-results/>
- <sup>79</sup> <http://www.gloria-center.org/2013/04/the-nineteenth-israeli-knesset-elections-lackluster-election-significant-results/>
- <sup>80</sup> Garzia, Diego. 2013. 'The 2013 Italian Parliamentary Election: Changing Things So Everything Stays the Same.' *West European Politics* 36(5): 1095-1105.
-

# THE YEAR IN ELECTIONS

- 
- <sup>81</sup> Lahra Smith. 2009. 'Explaining violence after recent elections in Ethiopia and Kenya.' *Democratization* 16(5): 867-897.
- <sup>82</sup> Hinthorne, Lauren Leigh. 2011. 'Democratic crisis or crisis of confidence? What local perceptual lenses tell us about Madagascar's 2009 political crisis'. *Democratization*, 18(2): 535-561.
- <sup>83</sup> The World Bank. 5th June 2013. *Madagascar: Measuring the Impact of the Political Crisis*. <http://www.worldbank.org/en/news/feature/2013/06/05/madagascar-measuring-the-impact-of-the-political-crisis>
- <sup>84</sup> Reuters. 22nd August 2013. *Madagascar pushes back presidential election to October*. <http://www.reuters.com/article/2013/08/22/us-madagascar-elections-idUSBRE97L0YE20130822>
- <sup>85</sup> People's Daily Online. 18th November 2010. "YES" leading in Madagascar's referendum on new constitution. <http://english.peopledaily.com.cn/90001/90777/90855/7204099.html>
- <sup>86</sup> Haute Cour Constitutionnelle. 21st August 2013. *Décision n°11-CES/D du 21 août 2013 arrêtant la liste définitive des candidats à l'élection du premier Président de la quatrième République*. <http://www.hcc.gov.mg/election/decisions-election/decision-n11-cesd-du-21-aout-2013-arretant-la-liste-definitive-des-candidats-a-lelection-du-premier-president-de-la-quatrieme-republique/>
- <sup>87</sup> Haute Cour Constitutionnelle. 2013. *Arrêt n°10-CES/AR du 17 janvier 2014 portant proclamation des résultats définitifs du second tour de l'élection présidentielle du 20 décembre 2013*. <http://www.hcc.gov.mg/election/arret/arret-n10-cesar-du-17-janvier-2014-portant-proclamation-des-resultats-definitifs-du-second-tour-de-lelection-presidentielle-du-20-decembre-2013/>
- <sup>88</sup> Madagascar Tribune. 31 December 2013. *Le candidat Jean Louis Robinson: "Des fraudes massives durant les élections."* <http://www.madagascar-tribune.com/Des-fraudes-massives-durant-les-19490.html>
- <sup>89</sup> Reuters. 17<sup>th</sup> January 2014. *Court confirms Madagascar election result; loser rejects it*. <http://www.reuters.com/article/2014/01/17/us-madagascar-election-idUSBREA0G16B20140117>
- <sup>90</sup> African Union. 2014. Rapport final de la mission d'observation de l'Union Africaine pour le deuxième tour de l'élection présidentielle couplée aux élections législatives du 20 décembre 2013 en République de Madagascar.
- <sup>91</sup> <http://www.spr.gov.my/>
- <sup>92</sup> William Case. 2013. 'Post-GE13: Any Closer to Ethnic Harmony and Democratic Change?' *The Round Table: The Commonwealth Journal of International Affairs* 102(6): 511-519; Kai Ostwald. 2013. 'How to Win a Lost Election: Malapportionment and Malaysia's 2013 General Election.' *The Round Table: The Commonwealth Journal of International Affairs* 102(6): 521-532; Brigitte Welsh. 2013. 'Malaysia's Elections: A Step Backward.' *Journal of Democracy*. 24(4): 136-150.
- <sup>93</sup> Tessa J. Houghton, "Watching the Watchdog": Malaysian Media Coverage of GE13," Preliminary Results—Release 5: World Press Freedom Day, 5 May 2013, <http://pilihanraya.info/wp-content/uploads/2012/10/WtW.Release.5.pdf>.
- <sup>94</sup> Joseph Chinyong Liow. 2012. 'March 2008 general election: understanding the new media factor.' *Pacific Review* 25(3): 293-315.
- <sup>95</sup> Gomez, Edmund Terence. 2012. 'Monetizing Politics: Financing Parties and Elections in Malaysia.' *Modern Asian Studies* 46: 1370-1397.
- <sup>96</sup> Asian Network for Free Elections (ANFREL). 7<sup>th</sup> May 2013. 'Malaysia GE13: Serious Concerns About May 5th Election Require Sincere Investigation and Reform.' <http://anfrel.org/malaysia-ge13-serious-concerns-about-may-5th-election-require-sincere-investigation-and-reform/>
- <sup>97</sup> <http://www.robert-schuman.eu/en/doc/oeo/oeo-1411c-en.pdf>
- <sup>98</sup> <http://www.dw.de/maltas-election-won-by-opposition-labour/a-16662441>
- <sup>99</sup> <http://www.reuters.com/article/2013/10/04/mauritania-politics-idUSL6NOHU2E920131004>
- <sup>100</sup> <http://www.ndi.org/mauritania>
- <sup>101</sup> <http://english.alarabiya.net/en/News/africa/2013/11/25/Results-trickle-in-after-Mauritania-election-.html>
- <sup>102</sup> <http://www.foxnews.com/world/2013/08/03/mauritania-calls-elections-for-october-12/>
-



# THE YEAR IN ELECTIONS

- 
- <sup>103</sup> <http://www.oas.org/es/sap/deco/moe/mexico2012/default.asp>
- <sup>104</sup> <http://www.kpress.info/index.php/site-map/338-21-contenders-for-national-elections-in-2013>
- <sup>105</sup> <http://www.electionguide.org/countries/id/141/>
- <sup>106</sup> <http://pacificpolitics.com/2013/03/micronesia-election-wrap-up/>
- <sup>107</sup> OSCE/ODIHR. 25 June 2013. *Montenegro Presidential Election 7 April 2013 OSCE/ODIHR Limited Election Observation Mission Final Report*. Warsaw: OSCE. <http://www.osce.org/odihr/elections/103093>
- <sup>108</sup> OSCE/ODIHR. 2013. *Montenegro Presidential Election 7 April 2013 OSCE/ODIHR Limited Election Observation Mission Final Report*. <http://www.osce.org/odihr/elections/103093>
- <sup>109</sup> <http://www.valgresultat.no/bss.html>
- <sup>110</sup> EU Election Observation Mission, Pakistan July 2013. [http://www.eueom.eu/files/pressreleases/english/eu-eom-pakistan-2013-final-report\\_en.pdf](http://www.eueom.eu/files/pressreleases/english/eu-eom-pakistan-2013-final-report_en.pdf)
- <sup>111</sup> Inter-Parliamentary Union. 2013. IPU Parline. Rwanda: Chambre des Députés (Chamber of Deputies). [http://www.ipu.org/parline-e/reports/2265\\_A.htm](http://www.ipu.org/parline-e/reports/2265_A.htm)
- <sup>112</sup> *Ibid.*
- <sup>113</sup> BBC Monitoring Africa. 18 September 2013. *Rwandan ruling party coalition wins polls by landslide*. Document BBCAP00020130918e99i000p4
- <sup>114</sup> Inter-Parliamentary Union. 2013. IPU Parline. Rwanda: Chambre des Députés (Chamber of Deputies). [http://www.ipu.org/parline-e/reports/2265\\_A.htm](http://www.ipu.org/parline-e/reports/2265_A.htm)
- <sup>115</sup> BBC Monitoring Africa. 16 September 2013. *Rwandan minister says exiled compatriots, Hutu militia behind grenade attacks*. Document BBCAP00020130916e99g000b6.
- <sup>116</sup> African Union. 2013. *Final Report of the African Union Election Observation Mission to the 16-18 September 2013 Parliamentary Elections in the Republic of Rwanda*. <http://pa.au.int/en/sites/default/files/AUEOM%20RWANDA%20FINAL%20REPORT%20%202013.pdf>
- <sup>117</sup> East African Community. 2013. *EAC Election Observer Mission to the 16th-18th September Parliamentary Elections in the Republic of Rwanda. Preliminary Statement*. [http://eac.int/index.php?option=com\\_docman&task=doc\\_download&gid=978&Itemid=189](http://eac.int/index.php?option=com_docman&task=doc_download&gid=978&Itemid=189)
- <sup>118</sup> <http://allafrica.com/stories/201309231019.html>
- <sup>119</sup> <http://www.issafrica.org/publications/situation-reports/swazilands-non-party-political-system-and-the-2013-tinkhundla-elections>
- <sup>120</sup> <http://www.aljazeera.com/indepth/features/2013/09/swaziland-elects-new-faces-for-an-old-order-201392511582829509.html>
- <sup>121</sup> <http://www.aljazeera.com/indepth/features/2013/09/swaziland-elects-new-faces-for-an-old-order-201392511582829509.html>
- <sup>122</sup> <http://www.aljazeera.com/news/africa/2013/09/201392034529659842.html>
- <sup>123</sup> <http://www.ipsnews.net/2013/08/swazi-chiefs-shut-women-out-of-parliament/>
- <sup>124</sup> <http://www.aljazeera.com/indepth/features/2013/09/swaziland-elects-new-faces-for-an-old-order-201392511582829509.html>
- <sup>125</sup> OSCE/ODIHR and European Parliament. 2013. *Statement of Preliminary Findings and Conclusions. 7 November 2013, 1*.
- <sup>126</sup> Xinhua. November 6, 2013. *Chinese observers in Tajikistan to monitor presidential election*. <http://english.peopledaily.com.cn/90883/8448856.html>
- <sup>127</sup> OSCE/ODIHR and European Parliament. 2013. *Statement of Preliminary Findings and Conclusions. 7 November 2013, 1*.
- <sup>128</sup> The Economist. November 13, 2013. *Voting in Tajikistan: Strongmen standing together*.

# THE YEAR IN ELECTIONS

- 
- <sup>129</sup> <http://www.worldbank.org/en/news/press-release/2012/11/20/developing-countries-to-receive-over-400-billion-remittances-2012-world-bank-report>
- <sup>130</sup> <http://www.turkmenistan.ru/en/articles/17267.html> and <http://en.ria.ru/politics/20131215/185587034/Turkmenistan-Votes-in-First-Ever-Multi-Party-Legislative-Polls.html>
- <sup>131</sup> <http://www.osce.org/odihr/elections/turkmenistan/104831>
- <sup>132</sup> <http://www.osce.org/odihr/elections/turkmenistan/104831>
- <sup>133</sup> <http://www.bbc.co.uk/news/world-asia-25362792>
- <sup>134</sup> OSCE/ODIHR. 3 January 2013. *Ukraine. Parliamentary Elections 28 October 2012. OSCE/ODIHR Election Observation Mission Final Report*. <http://www.osce.org/odihr/98578>
- <sup>135</sup> BBC News Europe. 29 October 2012. *Ukraine election 'reversed democracy', OSCE says*. <http://www.bbc.co.uk/news/world-europe-20120888>
- <sup>136</sup> Center for Responsive Politics/www.opensecrets.org <http://www.opensecrets.org/pres12/>
- <sup>137</sup> See, for example, Lorraine Carol Minnite. 2010. *The Myth of Voter Fraud*. Ithaca: Cornell University Press; Richard L. Hasen, 2012. *The Voting Wars: From Florida 2000 to the Next Election Meltdown*. New Haven: Yale University Press; Tova Andrea Wang. 2012. *The Politics of Voter Suppression: Defending and Expanding Americans' Right to Vote*. Ithaca: Cornell University Press.
- <sup>138</sup> Miriam Kornblith. 2013. 'Chavismo After Chávez?' *Journal of Democracy*. 24(4): 136-150.
- <sup>139</sup> Carter Center, 2012. *Study Mission to the October 7, 2012, Presidential Election in Venezuela: Final Report* Atlanta: Carter Center.
- <sup>140</sup> Miriam Kornblith. 2013. 'Chavismo After Chávez?' *Journal of Democracy*. 24(4): 136-150.
- <sup>141</sup> Brian Raftopoulos. 2013. 'The 2013 Elections in Zimbabwe: The End of an Era.' *Journal Of Southern African Studies* 39(4): 971-988.
- <sup>142</sup> See the IFES Election Guide. <http://www.electionguide.org>
- <sup>143</sup> <http://www.aljazeera.com/news/asia/2013/10/sixteen-afghan-election-hopefuls-disqualified-2013102213563537306.html>
- <sup>144</sup> <http://www.theguardian.com/world/2014/feb/03/afghanistan-election-guide-candidates-list>
- <sup>145</sup> <http://www.tolonews.com/en/election-2014/13875-24-polling-centers-of-414-will-be-open-on-elections-day-moi>
- <sup>146</sup> <http://www.theguardian.com/world/2014/feb/03/afghanistan-election-guide-candidates-list>
- <sup>147</sup> Political Capital. 3 January 2012. *The new electoral law in Hungary. In-depth analysis*. [http://www.valasztasirendszer.hu/wp-content/uploads/PC\\_ElectoralSystem\\_120106.pdf](http://www.valasztasirendszer.hu/wp-content/uploads/PC_ElectoralSystem_120106.pdf); OSCE/ODIHR. 2014. *Hungary parliamentary elections 6 April 2014. OSCE/ODIHR NEEDS assessment mission report. 20-23 January 2014*. <http://www.osce.org/odihr/elections/111274>
- <sup>148</sup> Saltman, Erin Marie. 22 January 2014. *Approaching election time: A united opposition, but is it enough?*. [http://www.policy-network.net/pno\\_detail.aspx?ID=4555&title=-Approaching-election-time-A-united-opposition-but-is-it-enough](http://www.policy-network.net/pno_detail.aspx?ID=4555&title=-Approaching-election-time-A-united-opposition-but-is-it-enough)
- <sup>149</sup> EU Observer. 14 February 2014. *Orbanism vote eclipses EU election in Hungary*. <http://euobserver.com/elections/123094>
- <sup>150</sup> Reuters. 25 January 2014. *Hungary's leftist opposition faces tough election campaign*. <http://www.reuters.com/article/2014/01/25/us-hungary-election-opposition-idUSBREA000J320140125>
- <sup>151</sup> Politics.hu. 13 February 2014. *LMP lawmakers fined 800,000 forints for demo against Paks nuclear plant*. <http://www.politics.hu/20140213/lmp-lawmakers-fined-800000-forints-for-demo-against-paks-nuclear-plant/>
- <sup>152</sup> Euronews. 20 January 2014. *Hungary's 'cold civil war election' likely to keep right in power*. <http://www.euronews.com/2014/01/20/hungary-s-cold-civil-war-election-likely-to-keep-right-in-power/>
-



# THE YEAR IN ELECTIONS

<sup>153</sup> OSCE/ODIHR. 2014. *Hungary parliamentary elections 6 April 2014. OSCE/ODIHR NEEDS assessment mission report. 20-23 January 2014.* <http://www.osce.org/odihr/elections/111274>

<sup>154</sup> Huffington Post. 3 February 2014. *India: Religion vs. Elections.* [http://www.huffingtonpost.com/connor-ryan/india-religion-vs-electio\\_b\\_4670834.html](http://www.huffingtonpost.com/connor-ryan/india-religion-vs-electio_b_4670834.html)

<sup>155</sup> Inter-Parliamentary Union. 2013. *India. Lok Sabha (House of the People).* [http://www.ipu.org/parline-e/reports/2145\\_B.htm](http://www.ipu.org/parline-e/reports/2145_B.htm)

<sup>156</sup> Reuters. 14 February 2014. *BJP pulls further ahead.* <http://in.reuters.com/article/2014/02/13/india-election2014-bjp-congress-idINDEEA1COGN20140213>

<sup>157</sup> Ibid.

<sup>158</sup> The Guardian. 12 February 2014. *US embargo on Hindu nationalist Narendra Modi may end soon.* <http://www.theguardian.com/world/2014/feb/11/us-envoy-meet-indian-politician-narendra-modi>

<sup>159</sup> The Times of India. 19 February. *Telangana bill cleared amid din, mysterious TV blackout of Lok Sabha.* <http://timesofindia.indiatimes.com/india/Telangana-bill-cleared-amid-din-mysterious-TV-blackout-of-Lok-Sabha/articleshow/30636533.cms>

<sup>160</sup> UNDP. 2012. *Election Commission of India and United Nations Development Programme Sign MoU to Support Electoral and Democratic Practice.* <http://www.undp.org/content/india/en/home/presscenter/pressreleases/2012/10/11/undp-sign-mou-on-electoral-management/>

<sup>161</sup> Prasad, Hari K., J. Alex Halderman, Rop Gonggrijp, Scott Wolchok, Eric Wustrow, Arun Kankipati, Sai Krishna Sakhamuri and Vasavya Yagati. 2010. *Security Analysis of India's Electronic Voting Machines. 17th ACM Conference on Computer and Communications Security (CCS '10), Oct. 2010.* [http://indiaevm.org/evm\\_tr2010-jul29.pdf](http://indiaevm.org/evm_tr2010-jul29.pdf)

<sup>162</sup> The Times of India. 20 January 2014. *New EVMs to have paper trail.* <http://timesofindia.indiatimes.com/india/New-EVMs-to-have-paper-trail/articleshow/11561762.cms?referral=PM>

<sup>163</sup> <http://eci.nic.in/eci/eci.html>

<sup>164</sup> The Hindu. 7 January 2014. *SMS-based system to help poll panel monitor 2014 elections.* <http://www.thehindu.com/todays-paper/tp-in-school/smsbased-system-to-help-poll-panel-monitor-2014-elections/article4281038.ece>

<sup>165</sup> IFES Election Guide. 2013. <http://www.electionguide.org/elections/?inst=&cont=Indonesia&yr=2014>

<sup>166</sup> Inter-Parliamentary Union. 2013. IPU Parline. [http://www.ipu.org/parline-e/reports/2147\\_E.htm](http://www.ipu.org/parline-e/reports/2147_E.htm)

<sup>167</sup> Ibid.

<sup>168</sup> The Jakarta Post. 19 January 2014. *The new Indonesia: 67 million first-time voters in 2014.* <http://www.thejakartapost.com/news/2012/01/19/the-new-indonesia-67-million-first-time-voters-2014.html>

<sup>169</sup> Wall Street Journal. 13 January 2014. *Indonesia's 2.0 Elections Get Going.* <http://blogs.wsj.com/searealtime/2014/01/13/indonesias-2-0-elections-get-going/>; The Asia Foundation. 16 October 2013. *Will Indonesia's Online Youth Shape 2014 Elections?* <http://asiafoundation.org/in-asia/2013/10/16/will-indonesias-online-youth-shape-2014-elections/>

<sup>170</sup> The Asia Foundation. 22 January 2014. *Indonesia's Election Activists Fight to End Money Politics.* <http://asiafoundation.org/in-asia/2014/01/22/indonesias-election-activists-fight-to-end-money-politics/>

<sup>171</sup> Jakarta Globe. 24 September 2013. *Bad Data List of 75m Voters Risks 2014 Elections, Observers Say.* <http://www.thejakartaglobe.com/news/bad-data-list-of-75m-voters-risks-2014-elections-observers-say/>

<sup>172</sup> The Jakarta Post. 28 April 2013. *E-voting and Indonesia's elections.* <http://www.thejakartapost.com/news/2013/04/28/e-voting-and-indonesia-s-elections.html>

<sup>173</sup> Carnegie Endowment for Peace. 2013. *How Indonesia's 2014 Elections Will Work.* <http://carnegieendowment.org/2013/10/24/how-indonesia-s-2014-elections-will-work/gr87?reloadFlag=1>

# THE YEAR IN ELECTIONS

---

<sup>174</sup> The Economist. 7 September 2013. *Let the games begin*. <http://www.economist.com/news/asia/21584981-parties-search-presidential-candidate-ordinary-indonesians-think-only-jokowi-pictured>

Wall Street Journal. 14 January 2014. *Handicapping Indonesia's Presidential Pick*. <http://online.wsj.com/news/articles/SB10001424052702304049704579320113653189406>

<sup>175</sup> <http://gulfanalysis.wordpress.com/2013/11/04/iraq-amends-its-electoral-law-and-is-ready-for-parliamentary-elections-in-april-2014/>

<sup>176</sup> <http://gulfanalysis.wordpress.com/2013/11/27/additional-political-entities-are-approved-for-the-iraq-2014-parliamentary-elections/>

<sup>177</sup> <http://america.aljazeera.com/articles/2013/12/21/iraq-in-2014-backtocivilwar.html>

<sup>178</sup> <http://www.niqash.org/articles/?id=3327>; <http://iswiraq.blogspot.com.au/2013/10/iraqs-political-showdown-over-elections.html>

<sup>179</sup> <http://www.libyaherald.com/2013/02/06/congress-opts-for-an-elected-constitutional-commission/#axzz2tcgKlIGt>

<sup>180</sup> <http://www.libyaherald.com/2014/01/01/over-one-million-register-for-constitutional-elections-on-final-sms-registration-day/#axzz2tcgKlIGt>

<sup>181</sup> <http://www.libyaherald.com/2013/11/12/registration-closes-for-constitution-committee-candidates-681-registered/#axzz2tcgKlIGt>

<sup>182</sup> <http://english.ahram.org.eg/News/93079.aspx>

<sup>183</sup> <http://www.aljazeera.com/news/asia-pacific/2014/01/north-korea-hold-parliamentary-elections-20141852450566991.html>

<sup>184</sup> <http://www.aljazeera.com/news/asia-pacific/2014/01/north-korea-hold-parliamentary-elections-20141852450566991.html>

<http://www.electionguide.org/elections/id/2454/>

<http://www.electionguide.org/elections/id/2454/>

<sup>185</sup> <http://www.theguardian.com/world/2014/jan/08/north-korea-march-date-election-mps>

<sup>186</sup> IFES Election Guide. <http://www.electionguide.org/elections/id/2721/>

<sup>187</sup> Inter-Parliamentary Union. 2014. South Africa. National Assembly. [http://www.ipu.org/parline-e/reports/2291\\_B.htm](http://www.ipu.org/parline-e/reports/2291_B.htm)

<sup>188</sup> Reuters. 7 February 2014. South Africa to hold elections in May, ANC set for reduced majority. <http://www.reuters.com/article/2014/02/07/us-safrica-elections-idUSBREA160M820140207>

<sup>189</sup> Harris, Mari. 11 January 2014. ANC's support down to 53% among eligible voters - Ipsos. <http://www.politicsweb.co.za/politicsweb/view/politicsweb/en/page71654?oid=507537&sn=Detail&pid=71654>

<sup>190</sup> ENCA. 12 February 2014. ANC charge on DA stopped by police fire. <http://www.enca.com/elections-2014-south-africa/anc-charge-da-stopped-police-fire>

<sup>191</sup> News24. 28 January 2013. ANC risks losing 'born free' voters. <http://www.news24.com/SouthAfrica/News/ANC-risks-losing-born-free-voters-20130128>

<sup>192</sup> Mail & Guardian. 23 April 2013. Sample survey of young blacks believe DA would bring back apartheid. <http://mg.co.za/article/2013-04-23-study-shows-most-surveyed-young-blacks-believe-da-would-bring-back-apartheid>

<sup>193</sup> Alexander Beresford. 18 February. *South Africa gears up for a bruising election campaign*. <http://theconversation.com/south-africa-gears-up-for-a-bruising-election-campaign-22615>

<sup>194</sup> Max Grömping. 2014. *'Derailed election in a divided Thailand.'* <http://electoralintegrity.blogspot.com.au/2014/02/derailed-election-in-divided-thailand.html>


<sup>195</sup> Reuters. 11 February 2014. *Thai election body aims to rerun disrupted vote in April*. <http://www.reuters.com/article/2014/02/11/us-thailand-protest-vote-idUSBREA1A00A20140211>

# THE YEAR IN ELECTIONS

- 
- <sup>196</sup> Max Grömping. 2013. 'Thailand's opposition rejects elections'. <http://electoralintegrity.blogspot.com.au/2013/12/thailands-opposition-rejects-elections.html>
- <sup>197</sup> Office of the Election Commission of Thailand. 2014. *Statement on the Election Commission on Elections. The general election (Sunday, February 2, 2014)*. <http://www.ect.go.th/th/?p=1848>
- <sup>198</sup> The Nation. 24 December 2013. *Protesters disrupt poll registration*. <http://www.nationmultimedia.com/politics/Protesters-disrupt-poll-registration-30222814.html>
- <sup>199</sup> Wall Street Journal. 25 January 2014. *Thailand Protesters Block Advance Voting for Feb. 2 Elections*. <http://online.wsj.com/news/articles/SB10001424052702303947904579343620928440440>
- <sup>200</sup> Bangkok Post. 21 January 2014. *PDRC Chumphon: Send ballots back*. <http://www.bangkokpost.com/breakingnews/390709/pdrc-chumphon-send-ballots-back>
- <sup>201</sup> The Nation. 19 January. *Protesters destroy some ballot papers: EC*. <http://www.nationmultimedia.com/breakingnews/Protesters-destroy-some-ballot-papers-EC-30224665.html>
- <sup>202</sup> ANFREL. 3 February 2014. *In Thailand, Re-Engagement with Elections is Crucial*. <http://anfrel.org/in-thailand-re-engagement-with-elections-is-crucial/>
- <sup>203</sup> <https://www.supportthevoter.gov/>
- <sup>204</sup> <http://www.ncsl.org/research/elections-and-campaigns/voter-id.aspx>
- <sup>205</sup> Pippa Norris. 2013. 'The new research agenda studying electoral integrity.' Special issue of *Electoral Studies* 32(4).
- <sup>206</sup> Andreas Schedler. 2002. 'The menu of manipulation.' *Journal of Democracy* 13(2): 36-50.
- <sup>207</sup> See the codebook for further information.
- <sup>208</sup> Pippa Norris, Ferran Martinez I Coma and Richard Frank. 2013. 'Assessing the quality of elections.' *Journal of Democracy*. 24(4): 124-135; Pippa Norris, Richard W. Frank and Ferran Martinez I Coma. 2014. Eds. *Advancing Electoral Integrity*. New York: Oxford University Press.
- <sup>209</sup> Values for the PEI scores are the imputed values (see pg. 97).

# THE YEAR IN ELECTIONS

## Contact Information



Tel +61 2 0467 16 3051

PIPPA\_NORRIS@KSG.HARVARD.EDU



Tel +61 2 9351 2147

Richard.Frank@Sydney.edu.au



Tel 61+ 2 9351 2147

Ferranmartinezcoma@Sydney.edu.au

### HARVARD Kennedy School

JOHN F. KENNEDY SCHOOL OF GOVERNMENT




## The Electoral Integrity Project

Department of Government and International Relations  
Merewether Building (H0.4)  
University of Sydney, Sydney, NSW, 2006  
[electoralintegrity@sydney.edu.au](mailto:electoralintegrity@sydney.edu.au)  
[www.electoralintegrityproject.com](http://www.electoralintegrityproject.com)

ISBN-10: 0646918222

ISBN-13: 978-0-646-91822-8

ISBN 978-0-646-91822-8



9 780646 918228 >